



Instructional Guide Activities

2025-2026

2nd Grade

Unit 1

The logo features the words "LEVEL UP" in a bold, white, sans-serif font. The letter "U" is stylized with an upward-pointing arrow integrated into its top curve. The text is set against a light gray rectangular background.

Distribución Gratuita-Prohibida
su Venta



Reservados todos los derechos. Queda prohibida la reproducción total o parcial de esta obra, por cualquier medio o procedimiento – incluidos los electrónicos – sin permiso escrito por parte de la Secretaría de Educación del Estado de Coahuila de Zaragoza.

What is the weather like today?



Read,



write and



color.

1. Today the weather is:_____.


2. Today the weather is:_____.

3. Today the weather is:_____.

4. Today the weather is:_____.

5. Today the weather is:_____.

6. Today the weather is:_____.



Word Bank

cloudy

cold

hot

sunny

rainy

windy



Days of the Week



Look ,



read ,



complete, and



write.

Word Bank

Friday

Monday

Saturday

Sunday

Thursday

Tuesday

Wednesday

1. M nd y

2. ri ay

3. S nda

4. W dnes ay

5. T e day

6. S tu day

7. Th r day

S

M

T

W

T

F

S



Numbers



Read,



trace and



write.

Example:

three

4

ten

9

six

1

four

8

one

2

five

7

nine

3

eight

5

seven

10

two

6

Word Bank: one two three four five six seven eight nine ten

Example:

one + two = three

1. three + one = _____

2. five + four = _____

3. six + one = _____

4. five + five = _____

Example:

1 + 2 = 3



Numbers



Read,



trace,



match, and



write.

Example:

three

4

ten

9

six

1

four

8

one

2

five

7

nine

3

eight

5

seven

10

two

6

Word Bank: one two three four five six seven eight nine ten

Example:

one + two = three

1. three + one = _____

2. five + four = _____

3. six + one = _____

4. five + five = _____

Example:

1 + 2 = 3



Numbers



Read,




write and



color.

Word Bank

13	12	10	15
twelve	ten	fifteen	thirteen



Numbers





Read,



write and



color.



Greetings and Farewells

 Look and  number .



1

☐ Good morning

☐ Good afternoon



2

☐ Good evening

☐ Good night



3

☐ Hello!

☐ Goodbye



4



5



6



Let's Play




Read ,



complete and



color .



Across: 4. Hello
5. See you
6. Goodbye
7. Thank you

Down: 1. Good morning
2. Please
3. Bye
8. Hi



Greetings and Farewells







Read ,



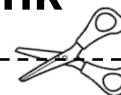
cut and



glue .



Word Bank




Hi!

See you

So long

Take care





Greetings and Farewells



Look ,



read and



classify .

Word Bank

Bye! Good night Good morning Have a nice day Hello! Hi!

How are you? See you soon

Greetings

Farewells



Meeting a Friend



Read,



write,



color and



say.

Word Bank

Goodbye Hello Thank you

S:



J:



J: Hi friend!

S: (1.) _____ friend!

J: You look great today.

S: (2.) _____ .

J: You're welcome.

S: (3.) _____ !

J: Bye, have a nice day!



Classify



Read,



cut,



glue and



classify.

Insects and Animals	Plants and Flowers



flower



fly



bird



bee



ant



butterfly



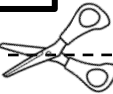
plant




worm



tree





Vocabulary



Look ,



read,



write and



color.

Word Bank

bird butterfly flower fly plant tree



1. What is it?

It's a _____



2. What is it?

It's a _____




3. What is it?

It's a _____



4. What is it?

It's a _____



5. What is it?

It's a _____



6. What is it?

It's a _____



Five Senses



Look ,



read,



write and




color.


1. I can _____ with my eyes.




2. I can _____ with my ears.



3. I can _____ with my tongue.



4. I can _____ with my fingers.



5. I can _____ with my nose.



Word Bank

hear

taste

see

smell

touch



Emotions



Look ,



read and



draw.

Word Bank



happy



sad




angry



tired



scared



nervous



calm



1. I feel happy.



2. I feel tired.



3. I feel angry.



4. I feel sad.



5. I feel scared.



6. I feel calm.



7. I feel nervous.



Five Senses and Emotions



Look ,



read,



write and



color.

1. When I smell a



, I feel_____.

2. When I touch a



, I feel_____.

3. When I see an



, I feel_____.

4. When I hear a



, I feel_____.

Word Bank

happy

calm

nervous

scared



School Buildings



Look,



write and



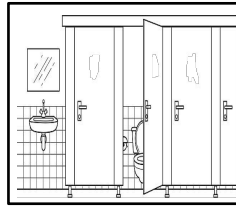
color.

Word Bank

bus bathroom cafeteria classroom computer lab gym library principal's office school schoolyard



1. _____




2. _____



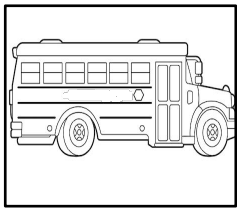
3. _____



4. _____



5. _____




6. _____



7. _____



8. _____



9. _____



10. _____



School Buildings



Look,




read and



circle.

1.



bus classroom computer lab library school

2.



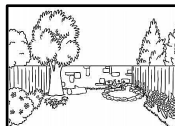
gym principal's office school classroom library

3.




cafeteria classroom gym principal's office library

4.



schoolyard bathroom computer lab bus school

5.








gym classroom school library computer lab



School Buildings

 Color,  write and  cut and  glue .




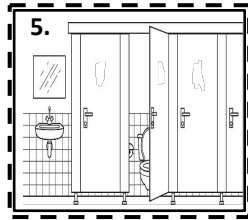



1. What is this?
It's the _____


2. What is this?
It's the _____

3. What is this?
It's the _____

4. What is this?
It's the _____

5. What is this?
It's the _____





Prepositions




Read and



color and



say.



in



on



under



In front of



behind



next to



Prepositions



Read,



write and



color.

Word Bank

in on under in front of behind next to



1. Where is the Teddy Bear?

It's _____ the box.



2. Where is the Teddy Bear?

It's _____ the box.



3. Where is the Teddy Bear?

It's _____ the box.



4. Where is the Teddy Bear?

It's _____ the box.



5. Where is the Teddy Bear?

It's _____ the box.



6. Where is the Teddy Bear?

It's _____ the box.



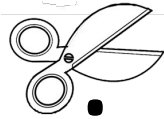
Classroom Objects



Match and color.

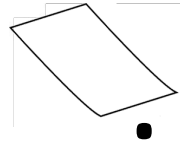


board

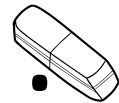


book

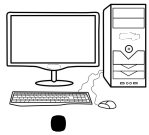
sharpener



desk



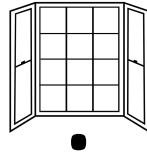
school bag



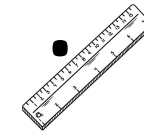

computer



eraser



pen

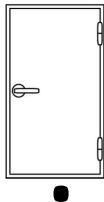


door

paper




crayon



pencil

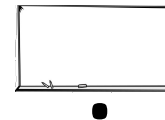
scissors



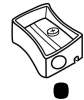
window



ruler



glue



classmates



Let's Count



Read,



write and



color.

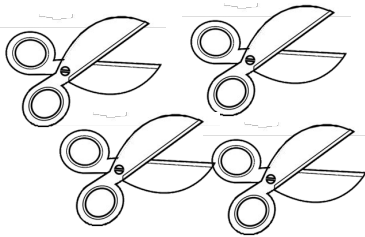
Word Bank

Yes, there is.

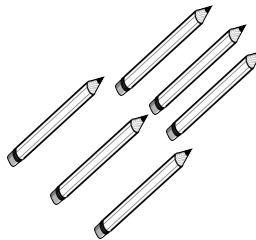
No, there isn't

Yes, there are.

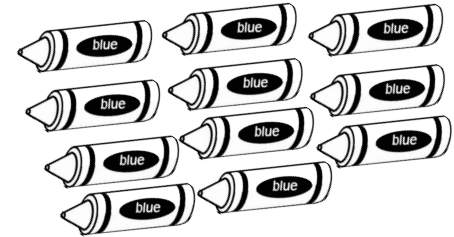
No, there aren't.




1. Are there four scissors?



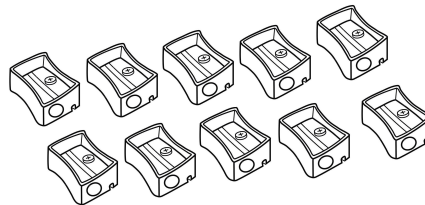
2. Are there ten pencils?




3. Are there eleven crayons?



4. Are there three glues?



5. Are there ten sharpeners?



6. Is there a book?



There is and There are



Read,




write and



color.

**You may use the phrases in the word bank more than once.*



Word Bank

There is

There isn't

There are

There aren't

1. _____ two windows in the classroom.
2. _____ nine chairs in the classroom.
3. _____ four rulers in the classroom.
4. _____ a book in the classroom.
5. _____ ten desks in the classroom.
6. _____ six teachers in the classroom.
7. _____ a board in the classroom.
8. _____ an eraser in the classroom.



This is, That is



Read,



write and



color.

**You may use the phrases in the word bank more than once.*

Word Bank

This is

That is


1. What is this?

_____ a computer.



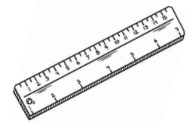
2. What is that?

_____ a book.



3. What is that?

_____ a ruler.



4. What is this?

_____ a pencil.



5. What is this?

_____ a school bag.



Prepositions



Read,




write and



color.

Word Bank

in front of - in - under - next to - on - behind



1. The book is _____ the desk.
2. The ruler is _____ the school bag.
3. The pencil is _____ the desk.
4. The school bag is _____ the desk.
5. The chair is _____ the desk.
6. The pen is _____ the book.

