



Instructional Guide Activities

2025-2026

6th Grade

Unit 1

The logo features the words "LEVEL UP" in a bold, sans-serif font. The letter "U" is stylized with an upward-pointing arrow integrated into its top curve. A horizontal line is positioned beneath the word "LEVEL". The entire logo is rendered in white against a solid gray rectangular background.

Distribución Gratuita-Prohibida
su Venta



Reservados todos los derechos. Queda prohibida la reproducción total o parcial de esta obra, por cualquier medio o procedimiento – incluidos los electrónicos – sin permiso escrito por parte de la Secretaría de Educación del Estado de Coahuila de Zaragoza.

What is the Weather like?



Read and



write.

Word Bank

cloudy sunny snowy rainy windy stormy



1.



2.



3.



4.



5.



6.

a. What is the weather like in the picture number 1?

The weather is _____.

b. What is the weather like in the picture number 2?

The weather is _____.

c. What is the weather like in the picture number 3?

It is _____.

d. What is the weather like in the picture number 4?

It is _____.

e. What is the weather like in the picture number 5?

It is _____.

f. What is the weather like in the picture number 6?

It is _____.






Read and



write.

Days of the Week



DOWN

1. On _____ (week day 6) she goes to the park.
3. Sam studies English on _____ (week day 2).

ACROSS

2. Sam studies Art on _____ (week day 5).
3. Sam studies Math on _____ (week day 4).
4. On _____ (week day 3) Sam plays football.
5. Sam goes to school on _____ (week day 1).
6. Sam does her homework on _____ (week day 7).

Sam's Schedule

<u>Monday</u>	<u>Tuesday</u>	<u>Wednesday</u>	<u>Thursday</u>	<u>Friday</u>	<u>Saturday</u>	<u>Sunday</u>
goes to school	studies English	plays football	studies Math	studies art	goes to the park	does her homework



Months of the Year



Read and



write.

1. How many months are there in a year? _____.
2. What is the first month? _____.
3. What is the last month? _____.
4. What month comes after February? _____.
5. What months does your school year start? _____.
6. What month is your birthday? _____.
7. What month do we celebrate Mother's day? _____.
8. What moth do we celebrate Children's day? _____.
9. What is your favorite month? Why? _____.
10. When do we celebrate Christmas? _____.



Ordinal and Cardinal Numbers



Read and



write.

ten	eleventh	seven	sixteen	first	eighth	twelve	three	four	eleven
two	third	nineteen	fifteen	fourth	fourteen	tenth	fifteenth	seventh	ninth

Cardinal Numbers

1. _____	11. _____
2. _____	12. _____
3. _____	13. _____
4. _____	14. _____
5. _____	15. _____
6. _____	16. _____
7. _____	17. _____
8. _____	18. _____
9. _____	19. _____
10. _____	20. _____

Ordinal Numbers

1st. _____	11th. _____
2nd. _____	12th. _____
3rd. _____	13th. _____
4th. _____	14th. _____
5th. _____	15th. _____
6th. _____	16th. _____
7th. _____	17th. _____
8th. _____	18th. _____
9th. _____	19th. _____
10th. _____	20th. _____

twentieth	one	twelfth	nineteenth	eighteen	sixteenth	seventeen
nine	thirteen	six	thirteenth	sixth	five	seventeenth
second	fourteenth	twenty	eight	fifth	eighteenth	



Write the Word



Listen,



write and



spell.

Dictation

1. _____.

8. _____.

15. _____.

2. _____.

9. _____.

16. _____.

3. _____.

10. _____.

17. _____.

4. _____.

11. _____.

18. _____.

5. _____.

12. _____.

19. _____.

6. _____.

13. _____.

20. _____.

7. _____.

14. _____.

21. _____.



Brainstorming



Say

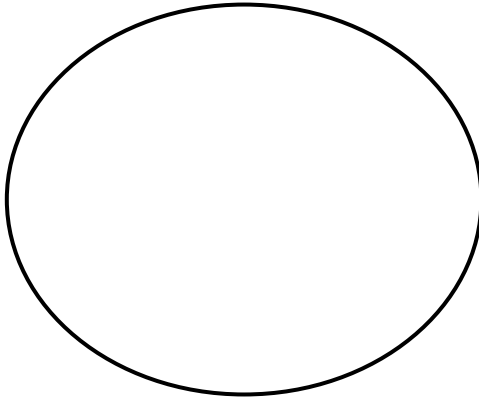


write and

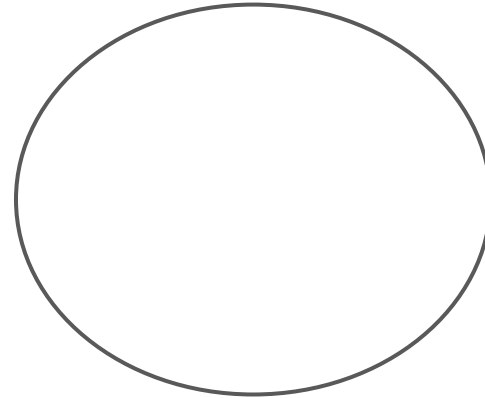


play.

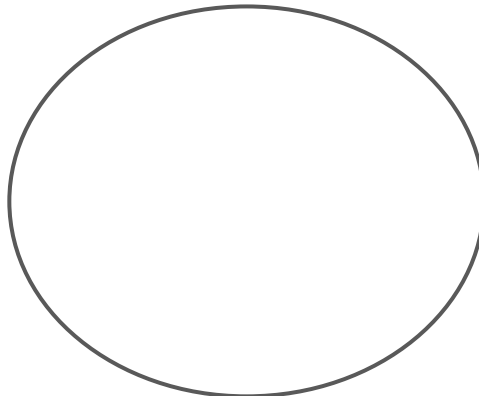
subjects



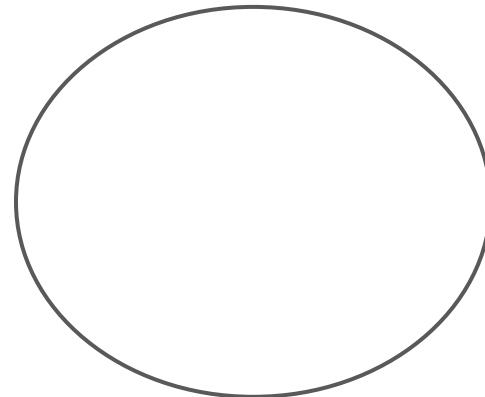
hobbies



food



occupations



Personal Information



Read and



write.

All about me

Photo

First name

Surname/last name

Date of birth

Nationality

Gender

Place of birth

Telephone

Age

Favorite Activity

Favorite subject

Favorite food

Favorite color

Teacher's signature



Interview a Classmate



Read ,



ask and



write.

Photo



1. What's your name?

_____.

2. How old are you?

_____.

3. What is your address?

_____.

4. How many brothers and sisters do you have?

_____.

5. What's your favorite subject?

_____.

6. What is your favorite hobby?

_____.

7. What is your favorite food?

_____.

8. What are three adjectives that describe you?

_____.

9. What do you like to do on the weekends?

_____.

10. Name something you're excited to learn this school year?

_____.



WH Questions



Read ,



write,



match and




say .

Note: We use “Wh questions” when we look for specific information.



1. We use _____ to ask about a reason.
2. We use _____ to ask about choices.
3. We use _____ to ask about people.
4. We use _____ to ask about time.
5. We use _____ to ask for information.
6. We use _____ to ask about places.
7. We use _____ to ask about process, manner.

- a. when
- b. who
- c. what
- d. how
- e. where
- f. why
- g. which



- Why is important to do exercise?
- How old are you?
- Where do you live?



WH Questions



Look,



read and



match.

1. When ●

2. Who ●

3. What ●

4. How ●

5. Where ●

6. Why ●

7. Which ●

● a. time is it?



● b. are you crying?



● c. one do you want?



● d. is your birthday?



● e. are my glasses?



● f. is your best friend?



● g. old are you?



Find the Answer! – WH Questions



Look,



read,



write and



color.


Tom goes to school at 8:00 a.m.

He sits next to Anna.

His favorite subject is Math.

He likes to draw on the board.

Tom always listens to the teacher.



1. What time does Tom go to school?_____.

2. Who sits next to Tom?_____.

3. What is Tom's favorite subject?_____.

4. What does Tom like to do on the board?_____.

5. Who does Tom listen to?_____.



Fill in the WH Question Word



Look,



read and



write.

*Fill in the blank with the correct question word (Who, What, When, Where, Why, How).

Word Bank

Who

What

When

Where

Why

How

1. _____ did you use to play after school?
2. _____ did your mom work when she was younger?
3. _____ did your family move to a new house?
4. _____ did your dad use to work with?
5. _____ did you like to eat for breakfast?
6. _____ did your parents use to live?



Who am I? Audio Puzzle:



Look,



listen and



practice.

Word Bank

Police officer Firefighter Doctor Nurse Teacher Chef Pilot
Mechanic Engineer Artist Farmer Carpenter



Match the WH Questions to the Answers



Look,




read and



match.

Match the questions (Column A) with the correct answers (Column B).

Column A	Column B
1. Where did your dad work?	a. She worked with Sara.
2. What did you do on weekends?	b. I used to play soccer.
3. Who did your mom work with?	c. He worked in a restaurant.
4. When did your family move?	d. Last Year.
5. Why did you stop playing piano?	e. Because I was busy with school.



Complete the Questions



Look,



read and



write.

*Complete the questions and answer about yourself or your family.

1. Did you use to watch tv (watch TV) after school?

Answer: _____.

2. Did your dad _____ (work) in a restaurant before?

Answer: _____.

3. Did your family _____ (live) in another city?

Answer: _____.

4. Did your mom _____ (teach) when she was younger?

Answer: _____.

5. Did you _____ (play) video games last weekend?

Answer: _____.



Yes/No Questions Card Game



Look,



cut,

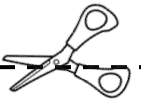


read and



play.

- Prepare cards with yes/no questions like the examples below.
- Students take turns picking a card and asking the question to a partner.
- The partner answers “Yes, I did.” or “No, I didn’t.”
- Then, they switch roles.



**Did you use to have a
pet?**

**Did your mom work
in a school?**

**Did you play soccer
last weekend?**

**Did your family live in
the countryside?**

**Did your dad cook
dinner yesterday?**


**Did your mom buy
fruits at the market?**

_____?

_____?

_____?





Classroom Rules



Look,



read and



write.

*Choose from the rule bank and write the correct rule under the image.

Raise your hand to talk or ask a question - Don't use your phone in class
No eating in the classroom - Listen to your teacher



1. _____
_____.



2. _____
_____.



3. _____
_____.



4. _____
_____.



Classroom Rules



Look,







read and



match.

1. Respect others. ■
2. Raise your hand when you want to participate. ■
3. Be quiet when others speak. ■
4. Use kind words. ■
5. Don't use cell phones in class. ■
6. Bring your classroom materials. ■
7. Be polite. ■
8. Come to class on time. ■



Classroom Rules



Look,



read and



write.

Our Classroom Rules

1. _____.

2. _____.

3. _____.

4. _____.

5. _____.

I promise to try my best to follow our classroom rules to help everyone learn, be sage and grow. I know there will be consequences good and bad for following or breaking rules.

Student signature_____.

Parent signature_____.

Teacher signature_____.



Complete the Sentences



Read and



complete.

1. Always raise your _____ when you want to participate.
2. Please be _____ to your classmates and teacher.
3. Don't use _____ in class.
4. Remember to bring your classroom _____.
5. Speak _____ as much as possible in class.
6. Be _____ when others are speaking.
7. Do your _____ every day.
8. It's important to _____ others.
9. _____ to the teacher.
10. Keep your classroom _____.

Word Bank

respect
hand
polite
cell phones
clean
homework
quiet
Listen
materials
English



Complete True or False




Read and



complete.

1. You should talk loudly while your teacher is speaking. _____
2. You have to raise your hand before talking. _____
3. Using cell phones is allowed during lessons. _____
4. It's polite to say "please" and "thank you." _____
5. You should come to class on time. _____
6. Eating snacks is allowed anytime in class. _____
7. Keep your classroom clean. _____
8. Speak English as much as possible. _____



Sort the Rules



Read and



complete.

1. Don't fight.
2. Use kind words.
3. Pay attention to all classes.
4. Be polite.
5. Bring your classroom materials.
6. Raise your hand when you want to participate.
7. Do your homework.
8. Be quiet when others speak.
9. Don't use cell phones in class.
10. Keep your classroom clean.
11. Come to class on time.
12. Respect others.

Respect and Politeness	Classroom Behavior	Classroom Responsibilities



"Coexistence Vocabulary II"



Look,



read and



match.

*Match the Words to the right example, write the correct letter after each word.

Column A – Words

1. Coexistence _____

2. Harmony _____

3. Mutual Respect _____

4. Tolerance _____

5. Cooperation _____

6. Understanding _____

7. Compromise _____

Column B - Classroom Examples

A. Classmates sing a song using calm voices.

B. A group shares supplies and helps each other in a project.

C. Students from different cultures learn together peacefully.

D. Two classmates want different games, so they take turns picking.

E. One friend listens while the other talks, and they take turns.

F. A student notices a classmate is sad and asks how to help.

G. A student accepts that others have different opinions.

