



Instructional Guide Activities

2025-2026

1st Grade

Unit 2



LEVEL UP

Distribución Gratuita-Prohibida su Venta



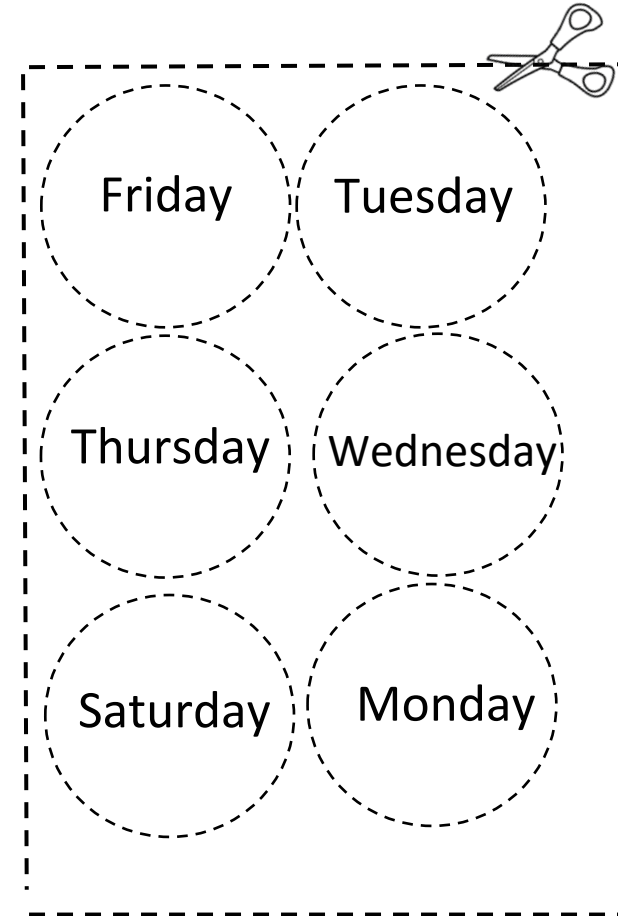



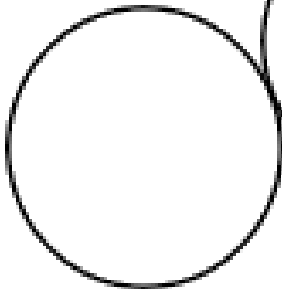


Reservados todos los derechos. Queda prohibida la reproducción total o parcial de esta obra, por cualquier medio o procedimiento – incluidos los electrónicos – sin permiso escrito por parte de la Secretaría de Educación del Estado de Coahuila de Zaragoza.


Days of the Week

 Look,  cut,  glue and  color.



Sunday





Colors



Trace,

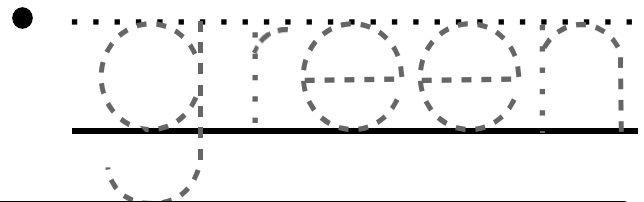
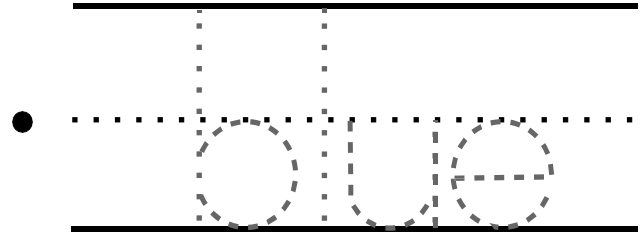



match and



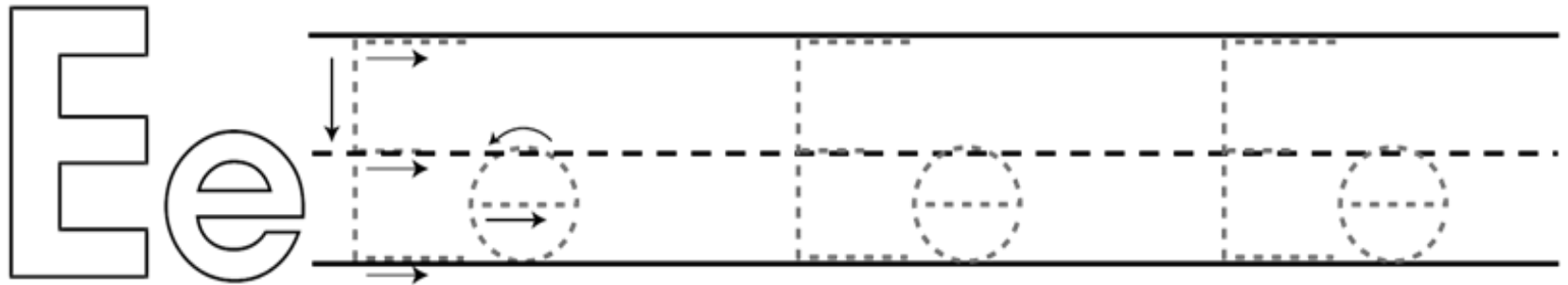
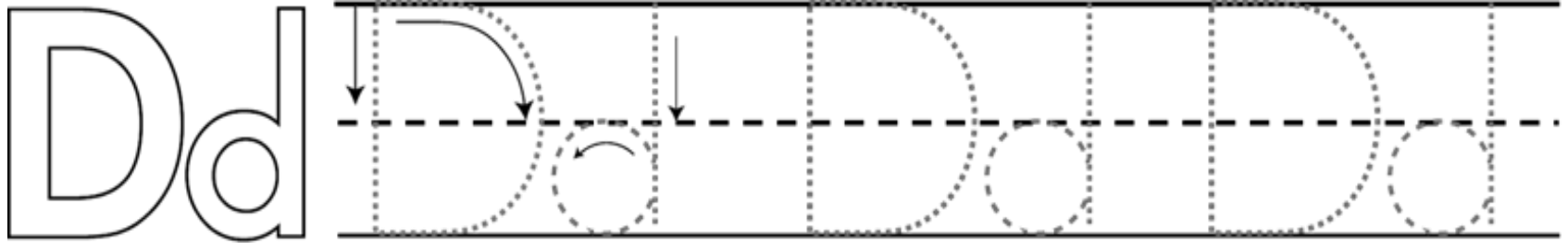
color.

green blue
blue blue green



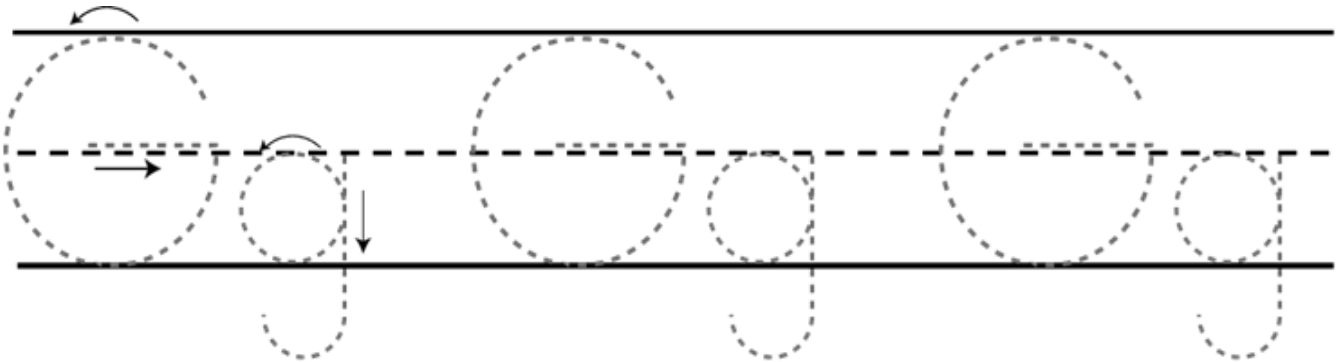
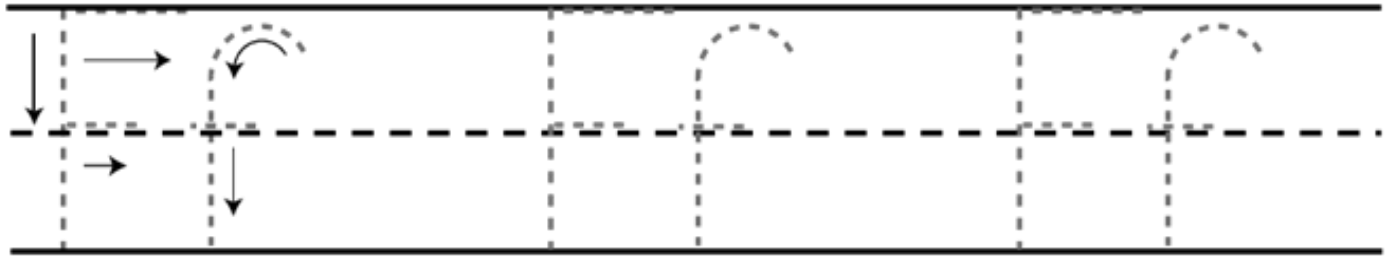
Letters D, E,

 Trace and  color.



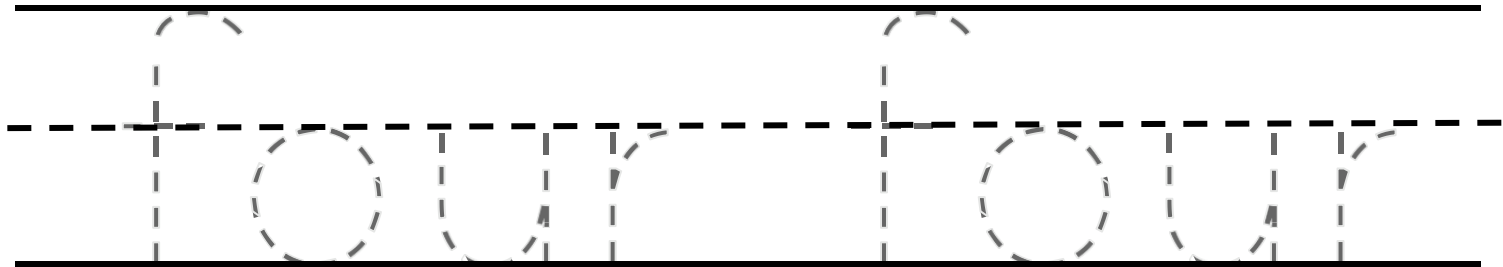

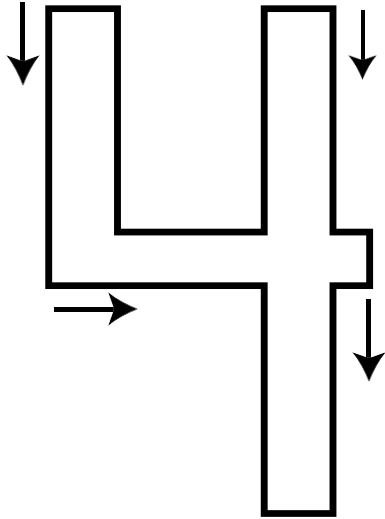
Letters F, G

 Trace and  color.



Numbers

 Trace and  color.



Numbers

 Trace and  color.




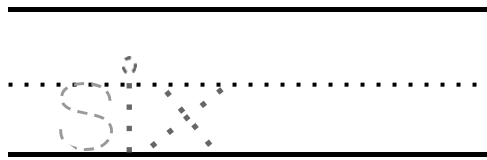
five

five



Numbers


 Trace and  color.



Month

 Trace,  color and  circle.

November 11
November



November

August

September

November

December

November



Month

 Trace,  color and  circle.

December 12
December



October

December

November

December

February


December




Family Members

 Look,  listen,  number and  color.


**Listen to your teacher, look for the correct picture and number it. E.g. "Number 1: sister"*




father




mother



grandfather /
grandmother



brother



sister



baby



Family Members Puppets

 Look,  color and  make.

Materials:

6 wooden sticks




tape




scissors

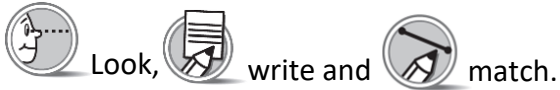


colors / crayons





My Family / Who is this?




Word Bank

He - She

Who is she? / Who is he?

1. She is my mother. •
2. _____ is my grandfather. •
3. _____ is my brother. •
4. _____ is my grandmother. •
5. _____ is my sister. •



Family Members



Look,



read and



match.



● He is my grandfather



● She is my grandmother



● She is my mom

● She is my dad



My Family / Who is this?



Ex. 1 Word Bank

He - She



1. _____ is my mother.



2. _____ is my brother.



3. _____ is my grandfather.



4. _____ is my sister.



**Pay close attention to the family frameworks.*

Ex. 2



a) I have one brother.

b) I have one sister.



a) I have three brothers.

b) I have three sisters.



This is My Family Framework

 Look,  draw  color and  practice.



How many brothers do you have?



I have two brothers.

My Family



Parts of the House

 Look,  read,  match and  color.

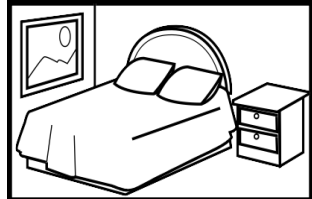



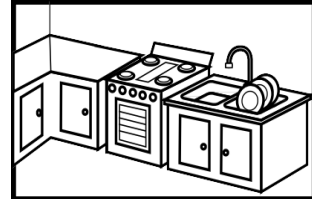
1. **garden** •

2. **bathroom** •

3. **kitchen** •


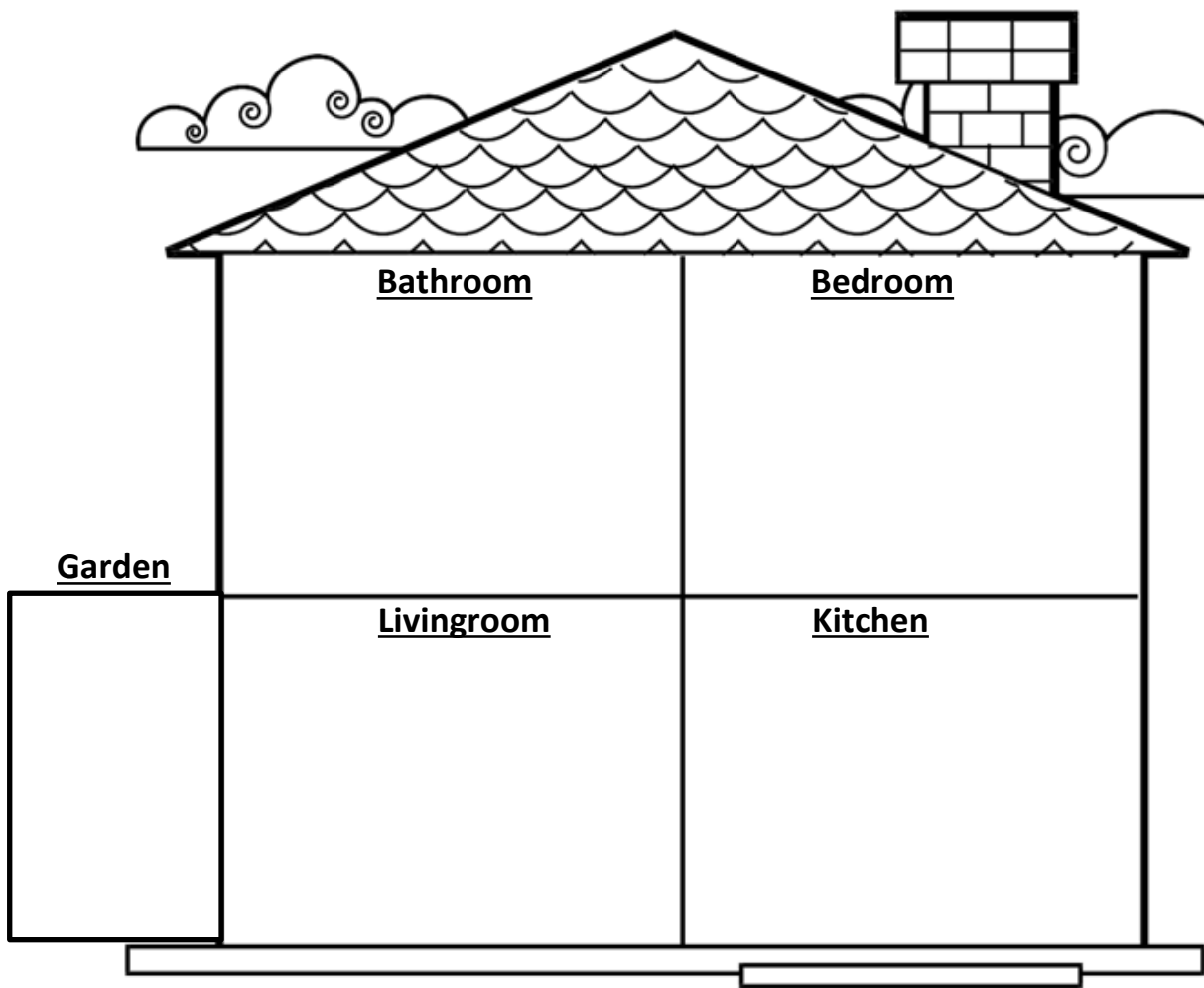
4. **bedroom** •


5. **living room** •



My House

 Look ,  cut,  glue and  color.





Parts of the house



Read,



cut,



glue and



color.





bedroom

bathroom

living room


kitchen






Where is my Family?


 Read,  cut,  glue and  color.



Instructions:


1. Where is my father?
He is in the bedroom.
2. Where is my mother?
She is in the kitchen.
3. Where is my grandfather?
He is in the living room.
4. Where is my sister?
She is in the bathroom.





My House and My Family

 Look,  read,  match and  color.



Example:

1. The brother is in the kitchen. •
2. The mother is in the living room. •
3. The baby is in the bedroom. •
4. The big sister is in the bedroom. •
5. The father is in the bathroom. •
6. The grandmother and the grandfather are in the dining room. •



This is My House



Look,

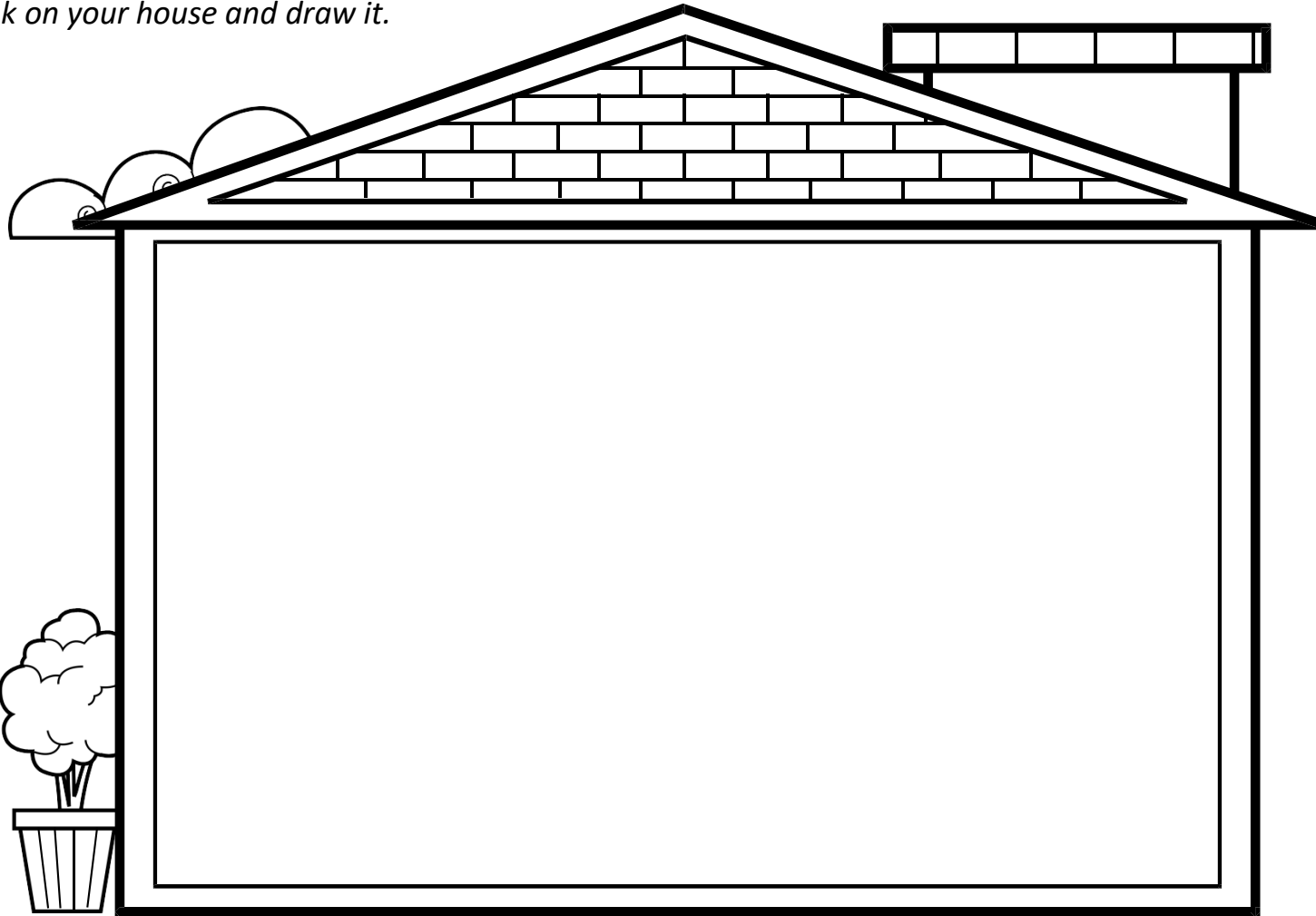


draw and



color.

**Think on your house and draw it.*



My Family Comic Strip



Write,



draw,






color, and



practice.


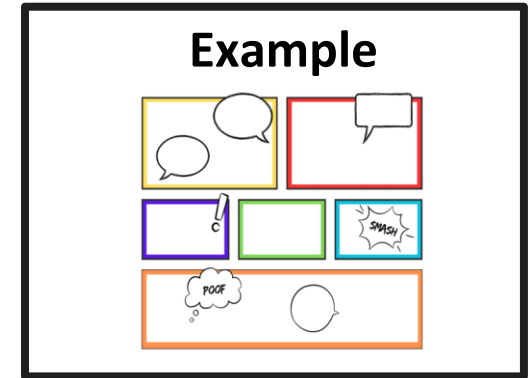
**Make a fun comic strip showing your family and what they do together. You may use the elements of the next page.*




My Family Comic Strip

 Write,  draw,  color,  cut,  and glue.

** Use these elements to build your comic strip. Paste it on the previous template.*





Personal Pronouns



Look,





read and



color.



Find the pronoun
"He"



Personal Pronouns



Look,




read and



color.



Find the pronoun
"She"



Personal Pronoun - He



Read,



trace and



circle.



“He”



He is my dad.

He is Tom.

He is a doctor.



Personal Pronoun - She



Read,



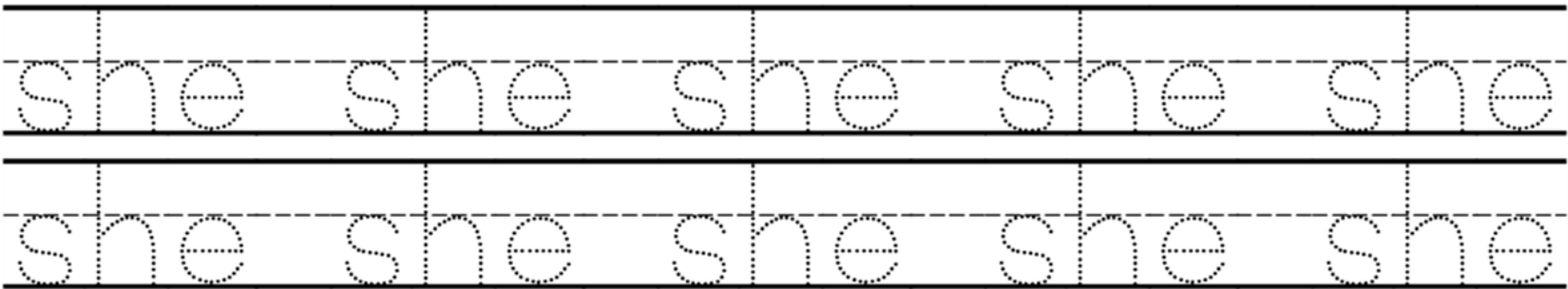
trace and



circle.



"She"



She is my mom.

She is in Saltillo.

She is a teacher.

