



# Instructional Guide Activities

2025-2026

1st Grade

Unit 3

The logo features the words "LEVEL UP" in a bold, white, sans-serif font. The letter "U" in "UP" is stylized with an upward-pointing arrow integrated into its top curve. The text is set against a light gray background.

Distribución Gratuita-Prohibida  
su Venta

Reservados todos los derechos. Queda prohibida la reproducción total o parcial de esta obra, por cualquier medio o procedimiento – incluidos los electrónicos – sin permiso escrito por parte de la Secretaría de Educación del Estado de Coahuila de Zaragoza.



# The Weather



Look,



read,




draw and



color.

Today's weather is...



Sunny



Rainy



Stormy



Snowy



Windy





# Days of the Week



Read,



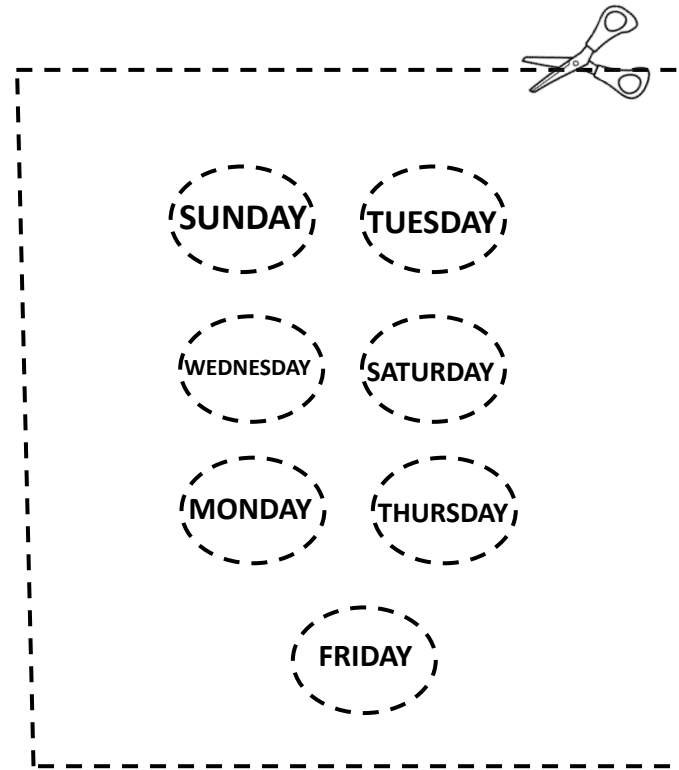
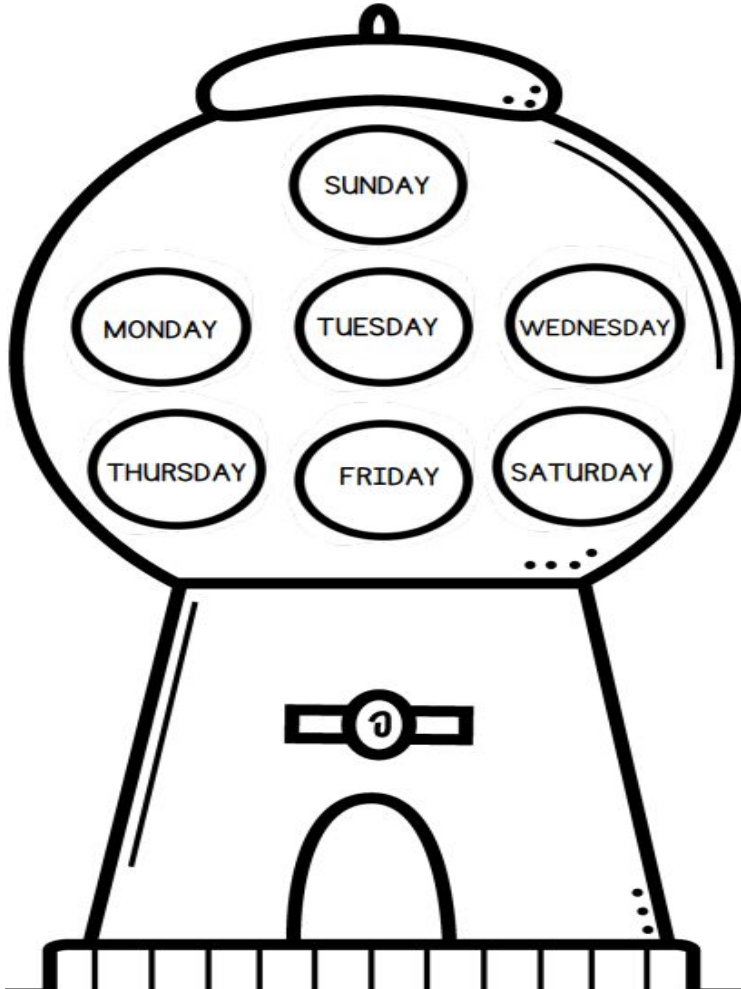
cut,



glue and



color.





# Month of January



Trace,



color and



circle.

January  
January



November

January

September

October

January

January



# Month of February



Trace,



color and



circle.



February

October

February

February

September

December



# Number 7

 Trace and  color.



seven



# Numbers 8, 9


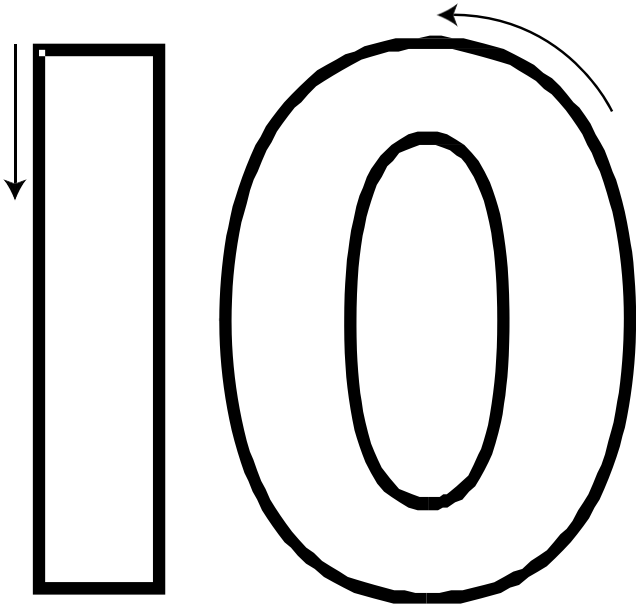
 Trace and  color.

8 eight  
nine 9



# Number 10

 Trace and  color.



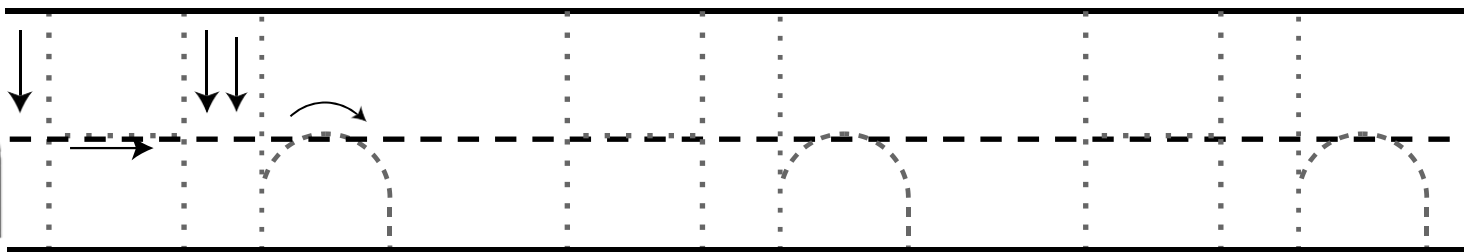
t e n



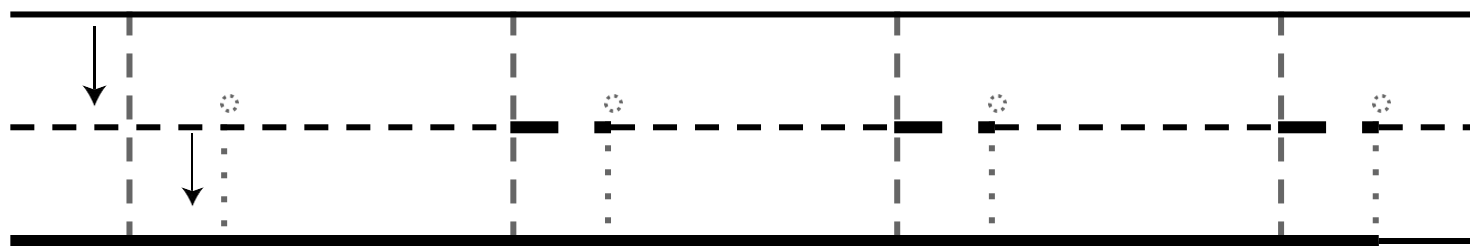
# Letter H, I, J

 Trace,  color and  say.

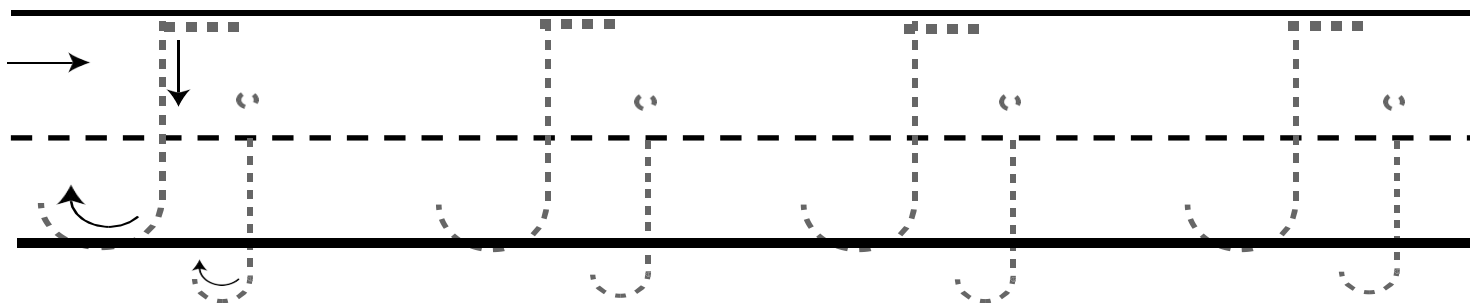
Hh



Ii

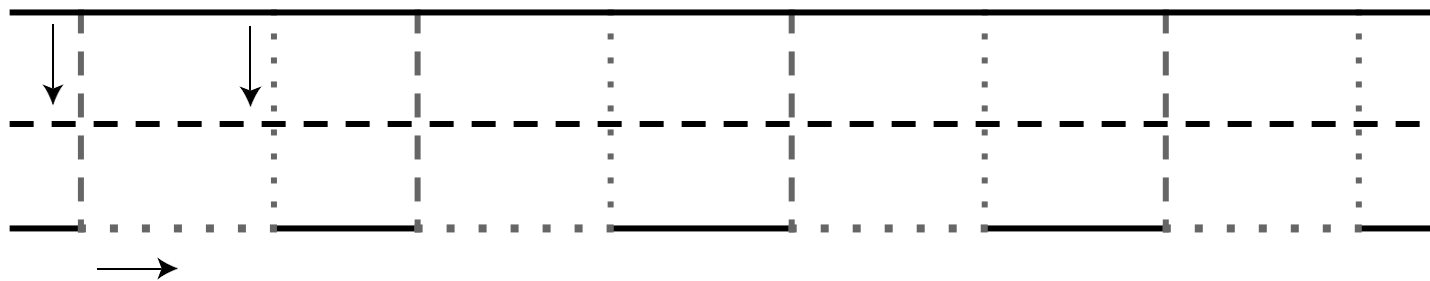
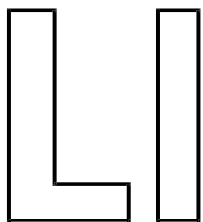
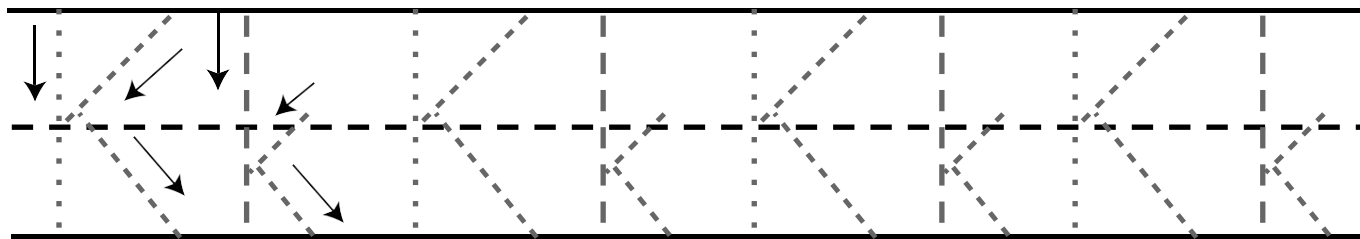



Jj



# Letter K, L

 Trace,  color and  say.




# Color Pink

 Look,  color,  trace and  say.



What color is it?

pink



pink pink



# Color Purple



Look,



color,



trace and





say.



What color is it?

Purple



# Food Pictionary



Look,



trace,




color and



say.



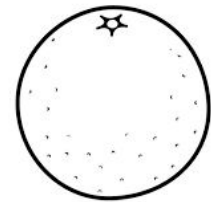
lettuce



apple




banana




orange




broccoli



carrot



watermelon



melon



# Fruit and Vegetables!



Read,



draw and



color.

Draw one apple	Draw five bananas	Draw two carrots	Draw six oranges
----------------	-------------------	------------------	------------------



# Likes and Dislikes



Read,





underline and



color.



1. Do you like sandwich?



 Yes, I do.  
 No, I don't.



6. Do you like cake?



 Yes, I do.  
 No, I don't.



2. Do you like ice cream?



 Yes, I do.  
 No, I don't.



7. Do you like hamburger?



 Yes, I do.  
 No, I don't.



3. Do you like soda?



 Yes, I do.  
 No, I don't.



8. Do you like water?



 Yes, I do.  
 No, I don't.



4. Do you like chocolate?



 Yes, I do.  
 No, I don't.



9. Do you like pizza?



 Yes, I do.  
 No, I don't.



5. Do you like spaghetti?



 Yes, I do.  
 No, I don't.

10. Do you like milk?



 Yes, I do.  
 No, I don't.



# Food Vocabulary



Read,



write and

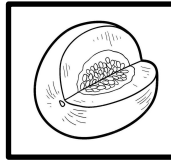


color.


## Word Bank

apple - soda - sandwich - orange - carrot - hamburger - melon - banana

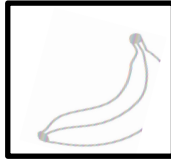
1. What is it? It's a \_\_\_\_\_.




5. What is it? It's a \_\_\_\_\_.




2. What is it? It's a \_\_\_\_\_.




6. What is it? It's a \_\_\_\_\_.




3. What is it? It's an \_\_\_\_\_.



7. What is it? It's a \_\_\_\_\_.



4. What is it? It's a \_\_\_\_\_.



8. What is it? It's an \_\_\_\_\_.



# Healthy / Unhealthy



Read,



circle and



color.

*\*Circle the activities that match with the category.*

## Healthy Activities



Wash your hands



Drink lots of soda



Get enough sleep



Exercise

## Unhealthy Activities



Eat fruit



Eat junk food



Drink lots of soda



Get enough sleep



# Healthy & Unhealthy







Read,



check and



color.

1.	 Wash your	Healthy Activity <input type="checkbox"/>	Unhealthy Activity <input type="checkbox"/>
2.	 Drink lots of soda	Healthy Activity <input type="checkbox"/>	Unhealthy Activity <input type="checkbox"/>
3.	 Eat fruit	Healthy Activity <input type="checkbox"/>	Unhealthy Activity <input type="checkbox"/>
4.	 Eat junk food	Healthy Activity <input type="checkbox"/>	Unhealthy Activity <input type="checkbox"/>



# Select Healthy and Unhealthy Food



Look,



read,



draw and



color.

*\* Use magazine cutouts or draw the pictures.*

**Healthy Food**

**Unhealthy Food**



# Healthy Food



Read,





cut,



glue and





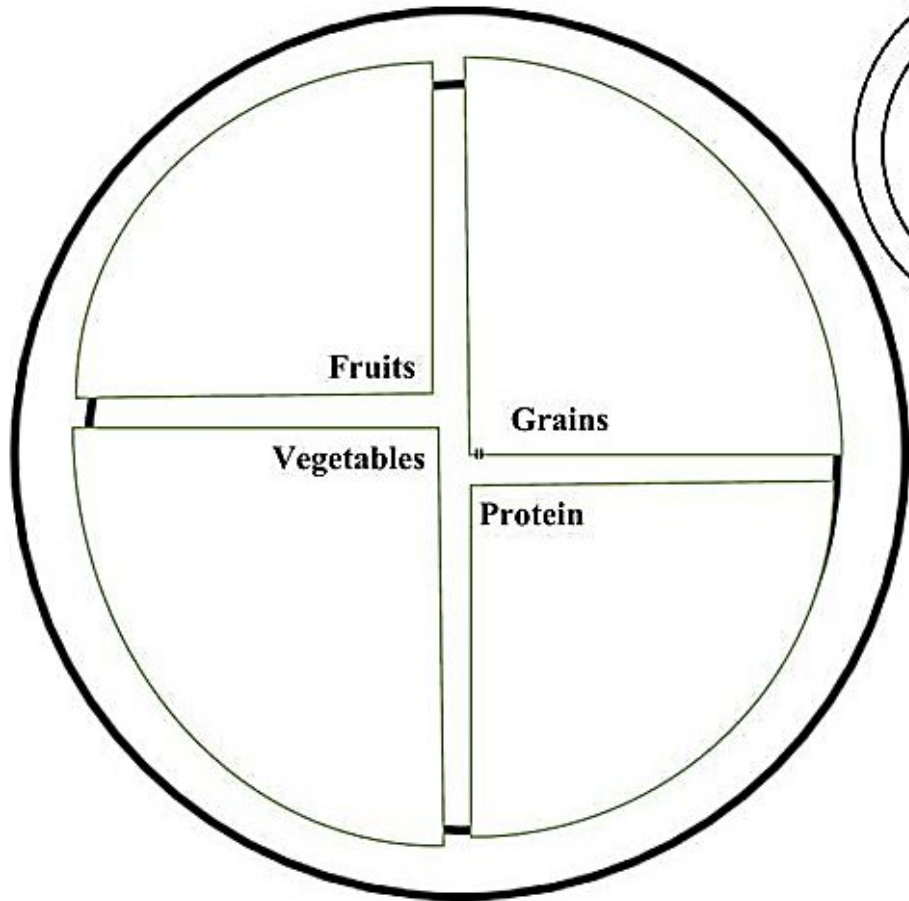
color.





# Eat Well Plate

 Read,  cut,  glue and  color.





# Shapes




Read,



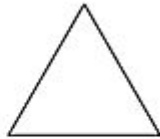
trace and



color .



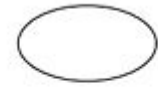
square




triangle



heart



oval



circle



rectangle



star



# Use of a & an



Read,



write and

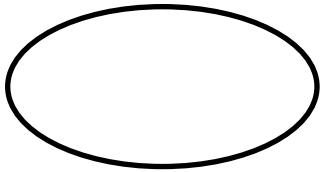


color.

## Word Bank

a heart – a circle – an oval – a rectangle – a square – a star


1.



What is this?

This is \_\_\_\_\_.


2.



What is this?

This is \_\_\_\_\_.

3.



What is this?

This is \_\_\_\_\_.


4.



What is this?

This is \_\_\_\_\_.

5.



What is this?

This is \_\_\_\_\_.

6.



What is this?

This is \_\_\_\_\_.



# Review Vocabulary



Read,




write and



color.

## Word Bank

it is a pencil – it is an apple – an orange – an oval – it is an eraser – a notebook




1. What is this?

This is \_\_\_\_\_.



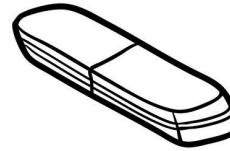
2. What is this?

This is \_\_\_\_\_.



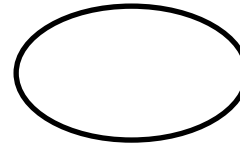
3. Is it an apple?

Yes, \_\_\_\_\_.



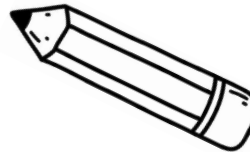
4. Is it an eraser?

Yes, \_\_\_\_\_.



5. What is this?

This is \_\_\_\_\_.



6. Is it an oval?

No, \_\_\_\_\_.



# Shapes and Numbers



Read,




count,



write and



color.



1. I see \_\_\_\_\_ circles.



2. I see \_\_\_\_\_ ovals.



3. I see \_\_\_\_\_ squares.




4. I see \_\_\_\_\_ hearts.



5. I see \_\_\_\_\_ triangles.



6. I see \_\_\_\_\_ rectangles.



# Identifying the Names of Shapes



Read,




check and



color.

\* Color the shape according to the color code, then select the name of the shape.



- square
- rectangle
- triangle

- heart
- triangle
- oval

- square
- rectangle
- heart

- rectangle
- start
- circle

- square
- oval
- triangle

- circle
- rectangle
- triangle

- triangle
- rectangle
- start





# Identify Shapes



Read,



cut,



glue and



color.

circle

square

triangle

donut, lollipops, square card, gift box, set square, pyramid, Christmas tree, soccer ball



