



Instructional Guide Activities

2025-2026

2nd Grade

Unit 3

The logo features the words "LEVEL UP" in a bold, white, sans-serif font. The letter "U" in "UP" is stylized with an upward-pointing arrow integrated into its top curve. The text is set against a light gray rectangular background.

Distribución Gratuita-Prohibida
su Venta

Reservados todos los derechos. Queda prohibida la reproducción total o parcial de esta obra, por cualquier medio o procedimiento – incluidos los electrónicos – sin permiso escrito por parte de la Secretaría de Educación del Estado de Coahuila de Zaragoza.



The Weather



Read,




trace and



color.

sunny




cold



rainy



cloudy



windy



sunny sunny

cold cold

rainy rainy

cloudy cloudy

windy windy



Days of the Week



Look,



read and



circle.



1. SUNDAY
2. MONDAY
3. TUESDAY
4. WEDNESDAY
5. THURSDAY
6. FRIDAY
7. SATURDAY



Alphabet





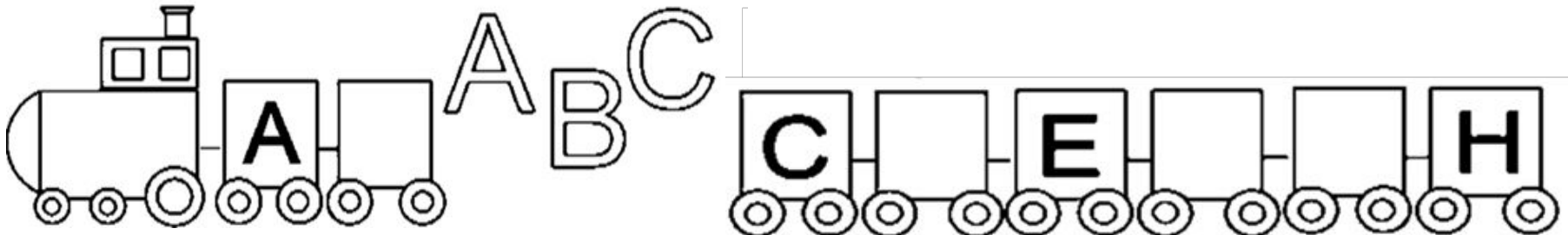
Listen,



write and



spell.



Months of the Year



Read,



trace,




write and



color.

January 

February

March 

April

May 

June 

July 

August

September

October

November

December

My birthday is on : _____.



Numbers 16 to 20



Read,



cut and



glue .

sixteen

seventeen

eighteen

nineteen

twenty

16

17

18

19

20





Numbers 11 to 20



Read,



count and



write.

Word Bank

eleven – twelve – thirteen – fourteen – fifteen – sixteen – seventeen – eighteen – nineteen – twenty

$$\begin{array}{c} \circ \circ \circ \circ \\ \circ \circ \circ \circ \end{array} + \begin{array}{c} \circ \circ \circ \circ \\ \circ \circ \circ \circ \end{array} =$$

$$\begin{array}{c} \bullet \bullet \bullet \bullet \\ \bullet \bullet \bullet \bullet \end{array} + \begin{array}{c} \bullet \bullet \bullet \bullet \\ \bullet \bullet \bullet \bullet \end{array} =$$

$$\begin{array}{c} \square \square \square \square \\ \square \square \square \square \end{array} + \begin{array}{c} \square \square \square \square \\ \square \square \square \square \end{array} =$$

$$\begin{array}{c} // // // // \\ // // // // \end{array} + \begin{array}{c} // // // // \\ // // // // \end{array} =$$

$$\begin{array}{c} \triangle \triangle \triangle \triangle \triangle \\ \triangle \triangle \triangle \triangle \triangle \end{array} + \begin{array}{c} \triangle \triangle \triangle \triangle \triangle \\ \triangle \triangle \triangle \triangle \triangle \end{array} =$$

$$\begin{array}{c} \heartsuit \heartsuit \heartsuit \heartsuit \heartsuit + \\ \heartsuit \heartsuit \heartsuit \heartsuit \heartsuit \end{array} =$$

$$\begin{array}{c} \star \star \star \star \\ \star \star \star \star \end{array} + \begin{array}{c} \star \star \star \star \\ \star \star \star \star \end{array} =$$

$$\begin{array}{c} \ast \ast \ast \ast \ast \ast \ast \ast \ast \ast \\ \ast \ast \ast \ast \ast \ast \ast \ast \end{array} + =$$

$$\begin{array}{c} \circ \circ \circ \circ \circ \circ \\ \circ \circ \circ \circ \circ \circ \\ \circ \circ \circ \circ \circ \circ \\ \circ \circ \circ \circ \circ \circ \end{array} + =$$

$$\begin{array}{c} \diamond \diamond \diamond \diamond \diamond \diamond \\ \diamond \diamond \diamond \diamond \diamond \diamond \diamond \end{array} + =$$



Hobbies & Activities



Read,



match and




color.

1.



Sing




5.

2.



Watch T.V.



6.

3.



Play video games




7.

4.



Read stories



8.

Go to the park

Ride a bike

Jump rope

Play soccer



Hobbies & Activities



Read,



ask and



write.

**Ss will ask three classmates their preferences and then write them in the spaces.*

Word Bank

sing - watch T.V. - play video games- read stories - go to the park - ride a bike - jump rope - play soccer



love




like



don't like



hate



1. His name is _____.

2. He loves to _____.

3. He likes to _____.

4. He doesn't like to _____.

5. He hates to _____.

1. Her name is _____.

2. She loves to _____.

3. She likes to _____.

4. She doesn't like to _____.

5. She hates to _____.

1. His name is _____.

2. He loves to _____.

3. He likes to _____.

4. He doesn't like to _____.

5. He hates to _____.



Hobbies & Activities

 Read and  write.


*Code:  like,  love,  doesn't like.

Word Bank

likes – love – doesn't like



1. He _____ to ride a bike.



4. He _____ to watch T.V.




2. She _____ to sing.



5. She _____ to jump rope.



3. They _____ going to the park.



6. They _____ to play soccer.



Peter's Free Time!




Read and



write.

My Free Time

Hello! My name is **Peter**. I like to do many fun things in my free time. I like to **sing** songs with my friends and **watch TV** with my family. Sometimes I **play video games** with my brother. On sunny days, I **go to the park** with my parents and **ride my bike**. In the afternoon, I **play soccer** with my friends. I love my hobbies because they make me very happy!



1. What is the boy's name? _____.
2. What does Peter like to do with his friends? _____.
3. Who does Peter play video games with? _____.
4. Where does Peter go on sunny days? _____.
5. What does Peter do in the park? _____.
6. How does Peter feel about his hobbies? _____.



Adjectives




Read,



write and



color.



1. _____



2. _____



3. _____



4. _____



5. _____



6. _____

Word Bank

friendly

funny

athletic

strong

short

tall



Describing Yourself



Read,



draw and



write.

**Draw a picture of yourself. Use adjectives to describe you.*

Word Bank

friendly – funny – athletic – strong - short -tall

Example:

I am strong.



Feelings




Read and



write.



1.



2.



3.



4.



5.

Word Bank

angry

sad

happy

in love

scared




Feelings

 Read,  write and  color.

Word Bank

angry - sad - happy - in love




1. He feels _____.



2. He feels _____.

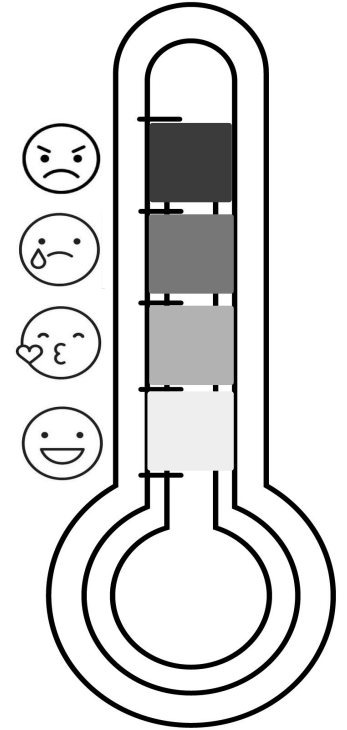


3. He feels _____.



4. He feels _____.

Feeling Thermometer



Food



Read,



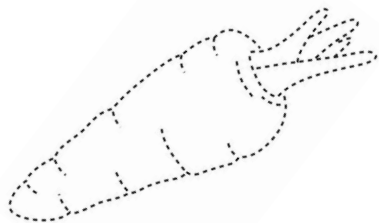
trace,




color and



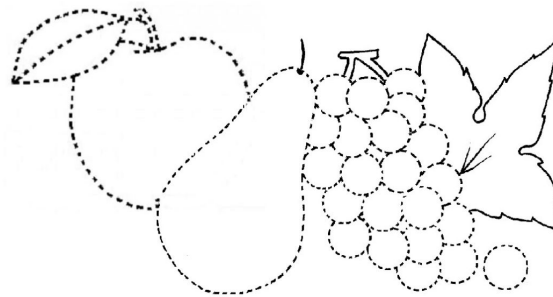
repeat.



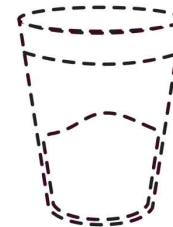
carrot



strawberry




fruit




water



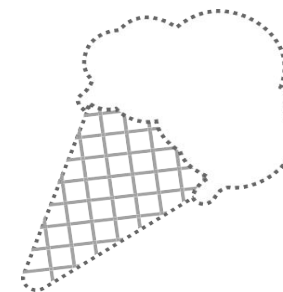
broccoli



lettuce



cherry



ice cream



Food



Read,



trace,




color and



repeat.



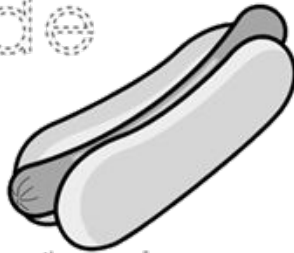
lemonade




sandwich



pizza



hot dog



hamburger



soda



popcorn



Ask your Classmates!



Read and



write.

**Write the name of two classmates, ask and write, then write your own preferences.*



1. _____ likes _____ , _____ , and _____ .
(friend's name)



_____ doesn't like _____ .
(he / she)



2. _____ likes _____ , _____ , and _____ .
(friend's name)



_____ doesn't like _____ .
(he / she)



3. I _____ like _____ , _____ , and _____ .



I _____ don't like _____ .



Like / Don't Like




Read and




draw.

I like



I don't like



Like, Love, Hate



Read,



cut and



glue.

He likes ice cream.

Maria loves pizza.

We hate to eat apples.

I like to drink lemonade.





Daily Routines



Read,



say and



color.



1. get up



2. take a shower



3. get dressed




4. eat breakfast



5. go to school



6. do homework



7. play with friends



8. go to bed



Daily Routines



Read,



number and



color.

1. Do homework

2. Eat breakfast

3. Go to bed


4. Get up

5. Go to school

6. Take a shower

7. Play with friend

8. Get dressed.



Daily Routines



Listen,




number and



color.

**Ss listen to the teacher and write the number in the correct image.*



Routines & Time



Read and



write.



1. He _____ every morning.
2. He _____ at 9:00 o'clock every night.
3. She _____ at 7:00 o'clock every morning.
4. He _____ at 12:00 o'clock every afternoon.

Word Bank

goes to bed
gets dressed
goes to school
takes a shower



Routines & Time



Read and



underline.



1. a) It's eight o'clock.
b) It's eleven o'clock.

2. a) It's four o'clock.
b) It's five o'clock.

3. a) It's two o'clock.
b) It's twelve o'clock.

4. a) It's six o'clock.
b) It's seven o'clock.



Read and



write.

1. He gets up at _____ every _____.
2. She eats lunch at _____ every _____.
3. He plays soccer at _____ every _____.

Word Bank

7:00 o'clock
2:00 o'clock
4:00 o'clock
morning
afternoon
evening



Routines



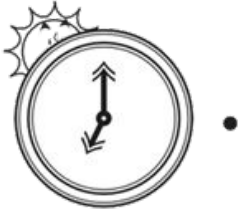
Match and




color.

**According with your routine, look at the clocks and match with the corresponding image.*


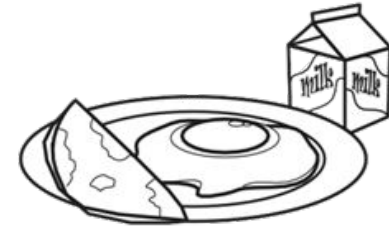
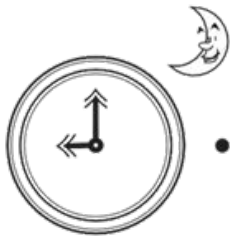
1.



2.



3.



Routines




Think and




write.

**Ss recall on daily activities to write them where it corresponds.*

Morning



Afternoon



Night



