



# Instructional Guide Activities

**2025-2026**

**3rd Grade**

**Unit 2**



LEVEL UP

Distribución Gratuita-Prohibida su Venta



Reservados todos los derechos. Queda prohibida la reproducción total o parcial de esta obra, por cualquier medio o procedimiento – incluidos los electrónicos – sin permiso escrito por parte de la Secretaría de Educación del Estado de Coahuila de Zaragoza.

# Match the Weather



Look,









read and



write.

## Word Bank

cloudy snowy rainy stormy windy sunny

	Today is: _____		Today is: _____
	Today is: _____		Today is: _____
	Today is: _____		Today is: _____



# Days of the Week



Look,



read and



write.

1. What day comes before Wednesday? \_\_\_\_\_
2. What day comes after Sunday? \_\_\_\_\_
3. What day comes after Wednesday? \_\_\_\_\_
4. What day comes before Friday? \_\_\_\_\_
5. What day comes after Tuesday? \_\_\_\_\_
6. What day comes before Thursday? \_\_\_\_\_
7. What day comes after Thursday? \_\_\_\_\_
8. What day comes before Monday? \_\_\_\_\_
9. What day comes before Saturday? \_\_\_\_\_
10. What day comes after Friday? \_\_\_\_\_

## Word Bank

Sunday

Monday

Tuesday

Wednesday

Thursday

Friday

Saturday


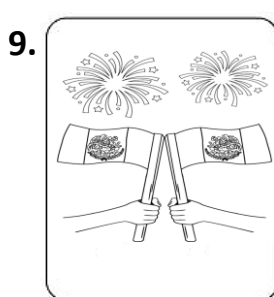





# Months of the Year



 Look,  read and  write.


## Word Bank

November – July – March – May - June – October - April – January – September - February – August - December



# Alphabet

 Trace and  sing.



# Numbers



Read and



trace.

10

ten

20

twenty

30

thirty

40

forty

50

fifty



# Clothes



Read,











ask and



write.

*\*Students stand up and ask questions to the classmates.*



NAME:	 sweater	 skirt	 jacket	 pants	 socks	 tennis shoes	 shoes	 dress
1								
2								
3								



# John's Family



Read,



repeat and




color.


Grandfather



Grandmother



Sisters



# Scramble Family Words

 Read,  unscramble,  write,  complete and  spell.

1. tAun \_\_\_\_\_

2. ncUel \_\_\_\_\_

3. insuoC \_\_\_\_\_

4. terSis \_\_\_\_\_

5. thaerF \_\_\_\_\_

6. ethoMr \_\_\_\_\_

7. Grreahntdom \_\_\_\_\_

8. Berroht \_\_\_\_\_

9. Grrehtaadnf \_\_\_\_\_



## Word Bank

mother

father

grandmother

grandfather

brother

sister

uncle

aunt

cousin



# My Family

 Read,  write and  color.

## Word Bank

mother – father- grandmother- grandfather – brother - sister



He is my



She is my



He is my



She is my



He is my



She is my



# Use of Pronouns



Read,



write and




color.

*\*You may use the same word more than once.*

## Word Bank

He - She - It - They



1. \_\_\_\_\_ is my cat.

2. \_\_\_\_\_ is my grandmother.

3. \_\_\_\_\_ is my father.

4. \_\_\_\_\_ is my sister.

5. \_\_\_\_\_ is my mother.

6. \_\_\_\_\_ is my grandfather.

7. \_\_\_\_\_ is my dog.

3-5. \_\_\_\_\_ are my parents.

2-6. \_\_\_\_\_ are my grandparents.



# Let's Play

 Color,  cut,  read and  play.




She is  
my  
grandmother.

She is  
my mother.



She is  
my sister.


He is  
my grandfather.



He is  
my brother.


He is  
my father.





# Identifying my Family

 Read,  write and  color.



1. My parents are my \_\_\_\_\_ and \_\_\_\_\_.

2. My grandparents are my \_\_\_\_\_ and \_\_\_\_\_.

3. My mom's sister is my \_\_\_\_\_.

4. My father brother is my \_\_\_\_\_.

5. My aunt's son or daughter is my \_\_\_\_\_.



# Physical Appearance



Read and



repeat.



tall



short



fat



thin



old



young



long hair



short hair



curly hair



straight hair



glasses



beard/ moustache



big/small eyes



# Hair Descriptions



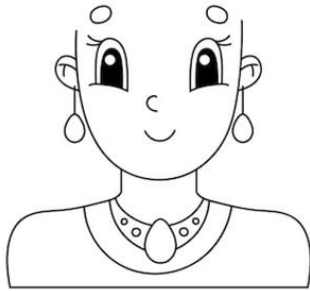
Read,




draw and




color.




She has long curly black hair.



She has long straight blond hair.






He has short straight white hair.



He has short curly brown hair.



# Find the Person

 Read,  number and  color.

*\*Color following the description.*

1. This person has long hair. Her hair is blond and straight.

2. This person has short white hair. Her hair is curly and she is wearing glasses.

3. This person has short straight hair. His hair is black and he isn't wearing glasses.


4. This person has short hair. Her hair is brown and straight. She is wearing glasses.

5. This person has short hair. His hair is black and curly.



# Family Appearance

 Read,  write and  color.



1. Juan is \_\_\_\_\_ than Laura.  
taller/shorter
2. Sofia is \_\_\_\_\_ than David.  
older / younger
3. Lucas is \_\_\_\_\_ than Luis.  
thinner / shorter
4. David is \_\_\_\_\_ than Laura.  
older / younger
5. Luis is \_\_\_\_\_ than Sofia.  
taller/ shorter



# Physical Descriptions

 Look,  read,  write and  draw.



1. My father is \_\_\_\_\_ than my mother.  
older/ younger

2. My sister is \_\_\_\_\_ than my brother.  
older/ younger



3. My uncle's feet are \_\_\_\_\_ than my feet.  
shorter/ longer



Me

4. My grandfather is \_\_\_\_\_ than my grandmother.  
taller/ shorter

I am: \_\_\_\_\_



# Family Book



Read,



write,



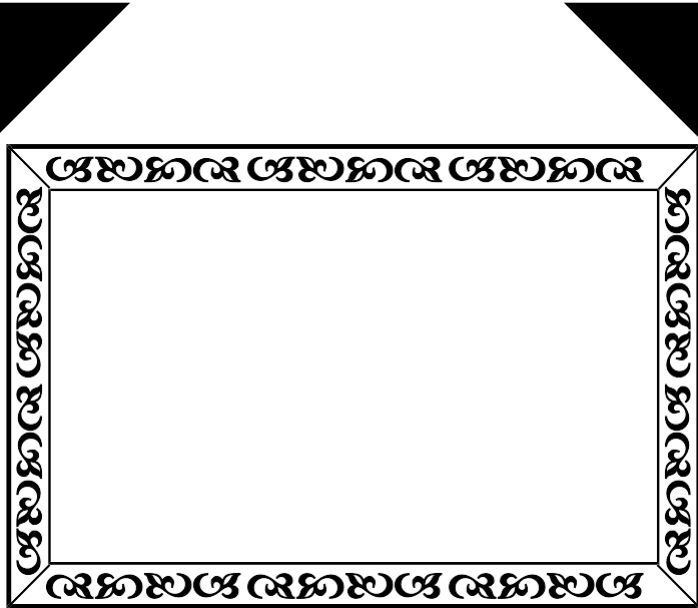
draw,



cut and



color.



*This is  
my family.*

4

*My  
Family  
Album  
Book*

by \_\_\_\_\_



# Family Book



Read,



write,



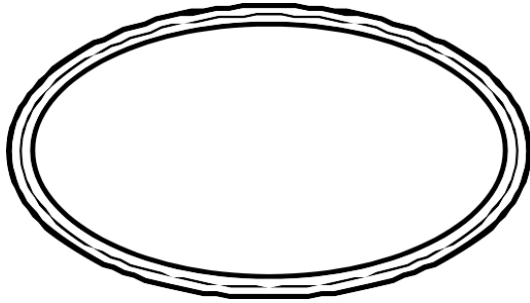
draw,



cut and




color.



I have \_\_\_\_\_ father.

(number word)



I have \_\_\_\_\_ mother.


②

(number word)



I have \_\_\_\_\_ sister (s).

(number word)



I have \_\_\_\_\_ brother(s).

③

(number word)



# Personality Adjectives



Read and



write.

## Word Bank

talented - confident - sociable - generous

1.



He is:

2.




They are:

3.



She is:

4.



She is:



# Personality Adjectives


 Read and  match.

1. Someone who shares things with others. ●
2. Someone who believes in himself/herself. ●
3. Someone who interacts easily. ●
4. Someone who has a special ability. ●

**Talented**



**Confident**



**Generous**



**Sociable**



# Guess the Personalities



Read and



write.

## Word Bank


talented - confident - sociable - generous

Lissa




I share everything that I have because I believe that sharing is caring.

Sara




I have great imagination and new ideas to elaborate something.

John



I believe in myself. I'm sure of my abilities.

Peter



I like to meet new people and interact with others every day.

1. Lissa is a \_\_\_\_\_ person.

3. John is a \_\_\_\_\_ person.

2. Sara is a \_\_\_\_\_ person.

4. Peter is a \_\_\_\_\_ person.



# Chores at Home



1. After dinner, my mom usually \_\_\_\_\_.



2. My mom tells me to \_\_\_\_\_ after waking up.



3. Every morning, I \_\_\_\_\_.



4. My dad \_\_\_\_\_ before we have dinner.



5. My brother helps my mom \_\_\_\_\_ every Sunday.



## Word Bank

do the laundry

make the bed

feed my pet

sets the table

washes the dishes



# Describing People



Read,



write and



draw.

ME

I'm \_\_\_\_\_.  
(personality)

I am \_\_\_\_\_ and \_\_\_\_\_.  
(appearance) (appearance)

I have \_\_\_\_\_ hair.  
(appearance) (appearance) (color)

My eyes are \_\_\_\_\_.  
(size)

## Word Bank

tall / short  
fat / thin  
big / small  
straight / curly  
long / short

## Word Bank

generous  
talented  
confident  
sociable

MY FRIEND

He/She is \_\_\_\_\_.  
(personality)

He/She is \_\_\_\_\_ and \_\_\_\_\_.  
(appearance) (appearance)

He /She has \_\_\_\_\_ hair.  
(appearance) (appearance) (color)

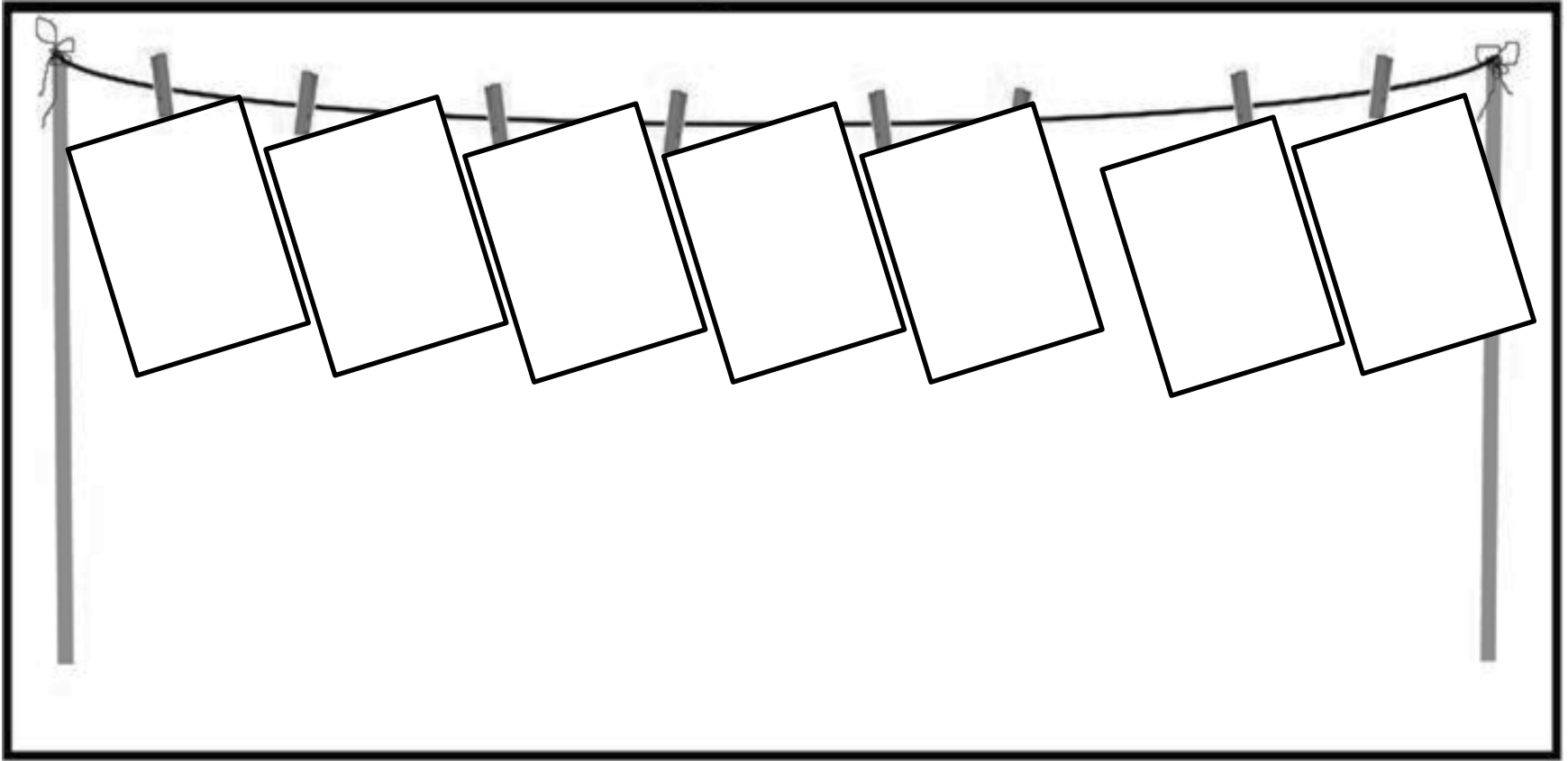
His/Her eyes are \_\_\_\_\_.  
(appearance)



# Family Clothesline

 Look,  think,  draw and  say.

*\*Make a collage about a situation that shows your family values or household chores.*




# Personal Characteristics

 Read,  write and  color.

## Word Bank

talented – brave – generous – sociable – polite – confident – honest – patient



# Family Clothes

 Read,  write and  color.

## Word Bank

pants - a skirt - shoes - a hat - shorts  
a cap - a dress - a T-shirt - a blouse



1. My father is wearing\_\_\_\_\_
2. My mother is wearing\_\_\_\_\_
3. My brother is wearing\_\_\_\_\_
4. My sister is wearing\_\_\_\_\_



# Family Clothes



Draw and



write.

*\*Draw a picture of you and your family. Then describe it.*



There are \_\_\_\_\_ members in my family: my \_\_\_\_\_.  
(number) (family members)

I have \_\_\_\_\_.

I have \_\_\_\_\_.



# Family Values



Look,



unscramble and



write.



1. father / is / The / honest \_\_\_\_\_.
2. is / brave / brother / The \_\_\_\_\_.
3. The / polite / mother / is / people / with \_\_\_\_\_.
4. grandmother / The / is / respectful / children / to \_\_\_\_\_.
5. is / sister / The / charisamtic \_\_\_\_\_.
6. kind / The / is / grandfather \_\_\_\_\_.

