



Instructional Guide Activities

2025-2026

5th Grade

Unit 2



LEVEL UP

Distribución Gratuita-Prohibida su Venta



Reservados todos los derechos. Queda prohibida la reproducción total o parcial de esta obra, por cualquier medio o procedimiento – incluidos los electrónicos – sin permiso escrito por parte de la Secretaría de Educación del Estado de Coahuila de Zaragoza.

The Weather



Read and



write.

Word Bank

windy - warm – hot - cold – rainy - cloudy - sunny – snowy- stormy

1. Put on your sweater. It is very _____ today.

2. It is _____ today. Take the umbrella.

3. Let's go to the beach. It is very _____ today.

4. Look at the window. It is _____ today.

5. It is _____ today. It might rain.

6. The weather is _____. Let's go for a walk.

7. It is _____ today. I can hardly see anything.

8. I like this weather. It is _____ and _____.



Days of the Week



Read and



circle.

1. How many hours are in a day?

- A. 12 hours
- B. 36 hours
- C. 24 hours
- D. 10 hours

2. How many days are in a week?

- A. 6 days
- B. 12 days
- C. 7 days
- D. 10 days

3. How many days are in a year?

- A. 365 days
- B. 24 days
- C. 365 days
- D. 12 days

4. How many days are in two weeks?

- A. 14 days
- B. 7 days
- C. 10 days
- D. 15 days

5. Which is longer, 2 hours or 100 minutes?

- A. 2 hours
- B. 100 minutes
- C. They are equivalent or the same
- D. All above

6. How many days are in January?

- A. 42 days
- B. 29 days
- C. 30 days
- D. 31 days



Months of the Year



Read and



write.

**You may use the same word more than once.*

Word Bank

Months of the Year		
Previous month	This month	Next month
October	November	December
	August	
	February	
	June	
	January	
	April	
	September	
	March	
	October	

January
February
March
April
May
June
July
August
September
October
November
December



Alphabet




Listen,



write and



spell.






Ordinal Numbers



Read and



color.



1. Color the eleventh star blue.
2. Color the twenty-seventh star green.
3. Color the tenth star red.
4. Color the ninth star yellow.
5. Color the sixth star green.
6. Color the twenty second star black
7. Color the nineteenth star brown.
8. Color the thirtieth star pink.
9. Color the twenty-sixth star purple.
10. Color the seventeenth star orange.




The Stages of Life



Read and repeat.

First, a baby is born. After a few months, the baby learns how to crawl, then goes through childhood. Next, she grows into an adolescent. After a few years, the adolescent grows and becomes a woman. As time goes on, the woman becomes an adult. Finally, she gets older and becomes elderly.




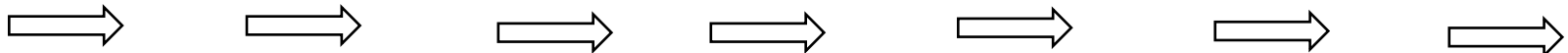
Life Stages


 Read,  color,  cut,  glue and  write.

Word Bank

Childhood - Old age - Prenatal - Adolescence - Youth - Early - Adulthood

--	--	--	--	--	--	--

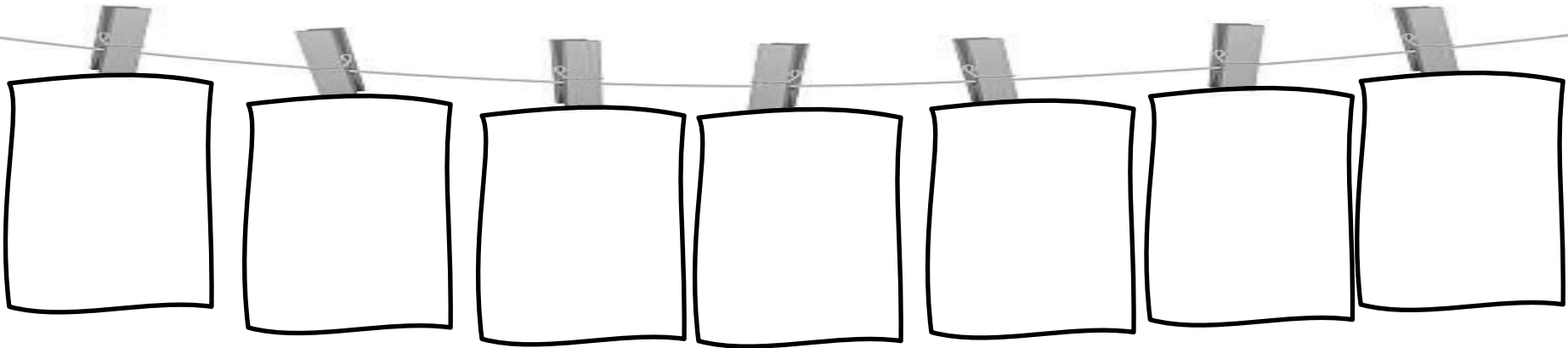




Relative's Clothesline

 Look,  draw,  write and  say.

**Develop and write the characteristics of your own growth stage. Use photographs or drawings and be ready to talk about it with your class.*



A clothesline with seven blank rectangular cards hanging from it, each secured by a clothespin. The cards are intended for students to write and draw characteristics of their own growth stage.



Stages of the Human Life Cycle



Word Bank

childhood - cycle - prenatal - early – adolescence

1. The stage ranges from birth until two years old.

2. During the stage, the baby is not born yet; it's before birth.

3. The stage starts at three years old and lasts until about ten years old.

4. A life describes the life of a living being from when it is born to when it grows up, including all the changes during this time.

5. The stage is when a person likes to spend time with friends and their body changes.



Through Different Stages



Read and



write.

People go through different **life stages**. First, we are **babies**, and we learn to crawl and cry for what we need. Then we become **children**, go to school, make friends, and usually like to play at home most of the time. Later, we grow into **teenagers**, when our bodies change and we start feeling more independent. After that, we become **adults**, working and sometimes starting families. Finally, in **old age**, people may retire and spend more time resting or with loved ones.

1. **What** do babies learn to do first?

_____.

2. **When** do people usually start making friends at school?

_____.

3. **Who** begins to feel more independent?

_____.

4. **Which** stage comes after childhood?

_____.

5. **What** do many adults do, work or study?

_____.

6. **Where** do children usually spend most of their day?

_____.



Changes in the Adolescence!



Read and




match.

*Match the **situation** with the correct **feeling**.

1. You suddenly want to cry but you don't know why.
2. You feel happy one moment and sad the next.
3. You get angry quickly with your family or friends.
4. You feel like you want to be close to someone you like.
5. You feel sensitive and your emotions change easily.

Feelings:

- a) Mood swings
- b) Feeling attracted to someone
- c) Feeling emotional
- d) Feeling annoyed or angry
- e) Feel like crying



Going through Adolescence!



Read and



circle.



Read and



write.

*Read and write **True (T)** or **False (F)**.

1. When an adolescent feels happy one moment and sad the next, it is called:

- a) Mood swings
- b) Feel like crying
- c) Feeling emotional

2. When you feel like tears come for no reason, you are:

- a) Feeling annoyed
- b) Feel like crying
- c) Feeling attracted

3. When you get upset quickly over small things, you are:

- a) Feeling annoyed or angry
- b) Feeling emotional
- c) Mood swings

1. Adolescents sometimes feel attracted to someone they like. _____.

2. Mood swings mean you are always happy. _____.

3. Feeling emotional is normal during adolescence. _____.

4. Adolescents never feel like crying. _____.

5. Getting angry easily can happen in adolescence. _____.



Female Reproductive Organs



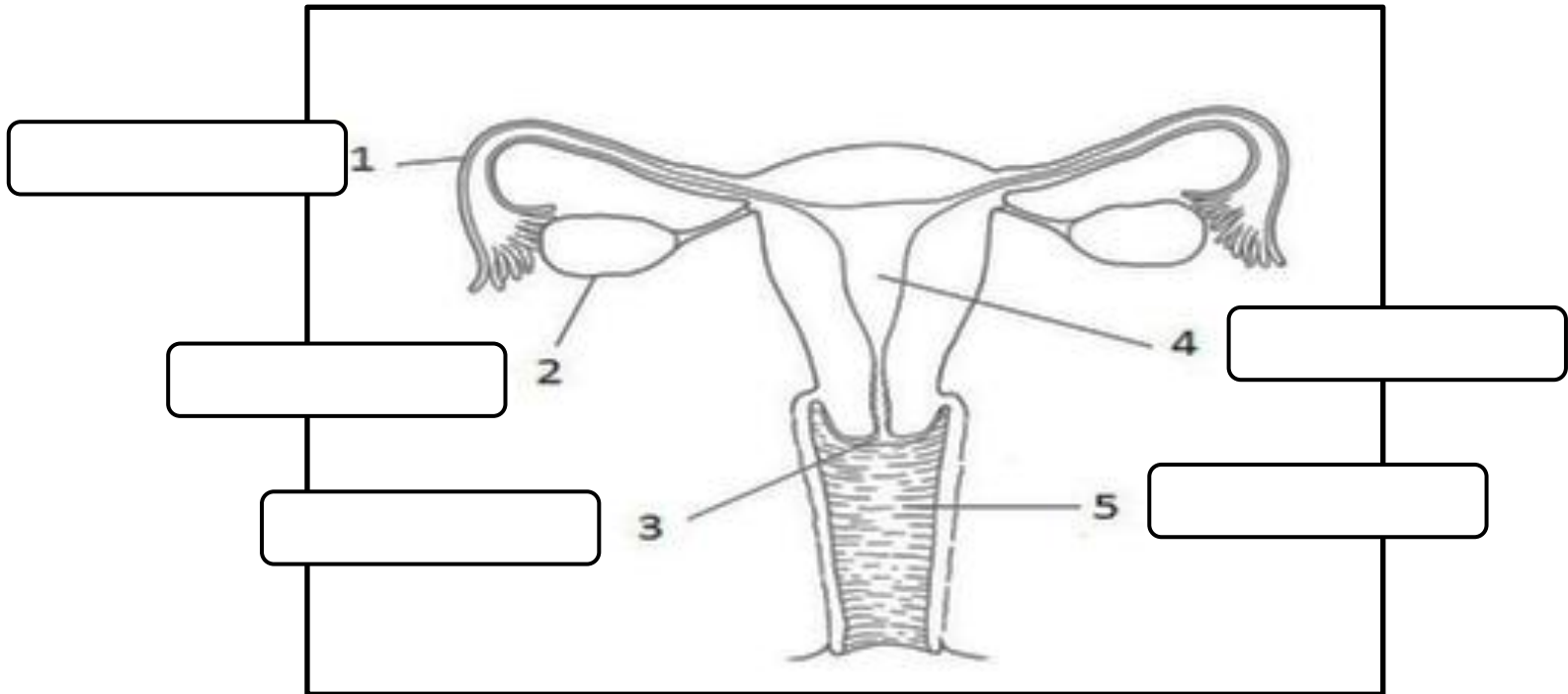
Read and



write.

Word Bank

Uterus – Fallopian - Tubes Ovaries - Cervix - Vagina



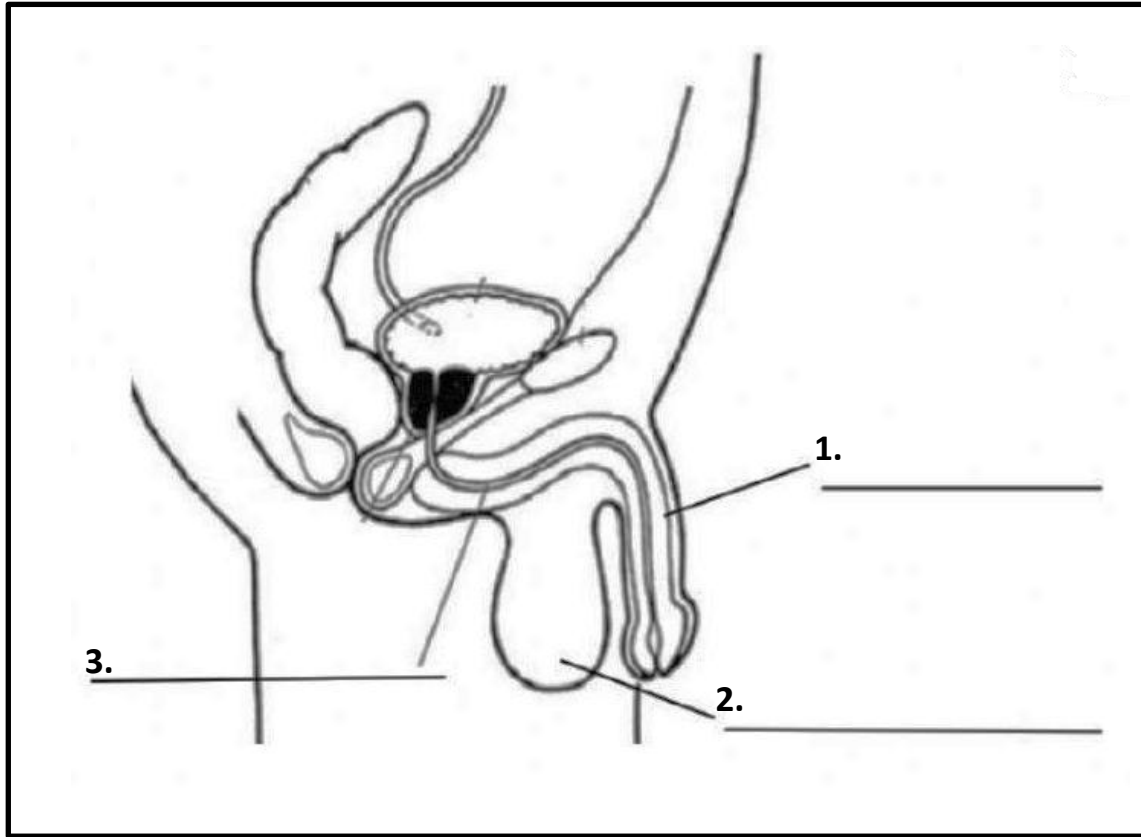
Male Reproductive Organs



Read and



write.



Word Bank

Penis

Testicles

Urethra



Let's Talk About Life Stages!



Read,



write and



practice.

Two Teenagers Talking about Life Stages

Ana: Hey Luis, what do you think is the hardest life stage?

Luis: Hmm, I think _____ is hard because of mood swings and changes.

Ana: Yes, sometimes I feel happy, and then suddenly I feel like crying.

Luis: Same here! I also get annoyed easily with my little brother.

Ana: But being a _____ was fun. We only played and went to school.

Luis: True! And _____ have many responsibilities, like working and paying bills.

Ana: Yeah, and _____ usually enjoy resting and telling stories to the young people.

Luis: So every life stage has something different, right?

Ana: Exactly! Childhood is fun, adolescence is emotional, adulthood is responsible, and old age is peaceful.

Word Bank

adults - old people - child - adolescence



Venn Diagram



Read and



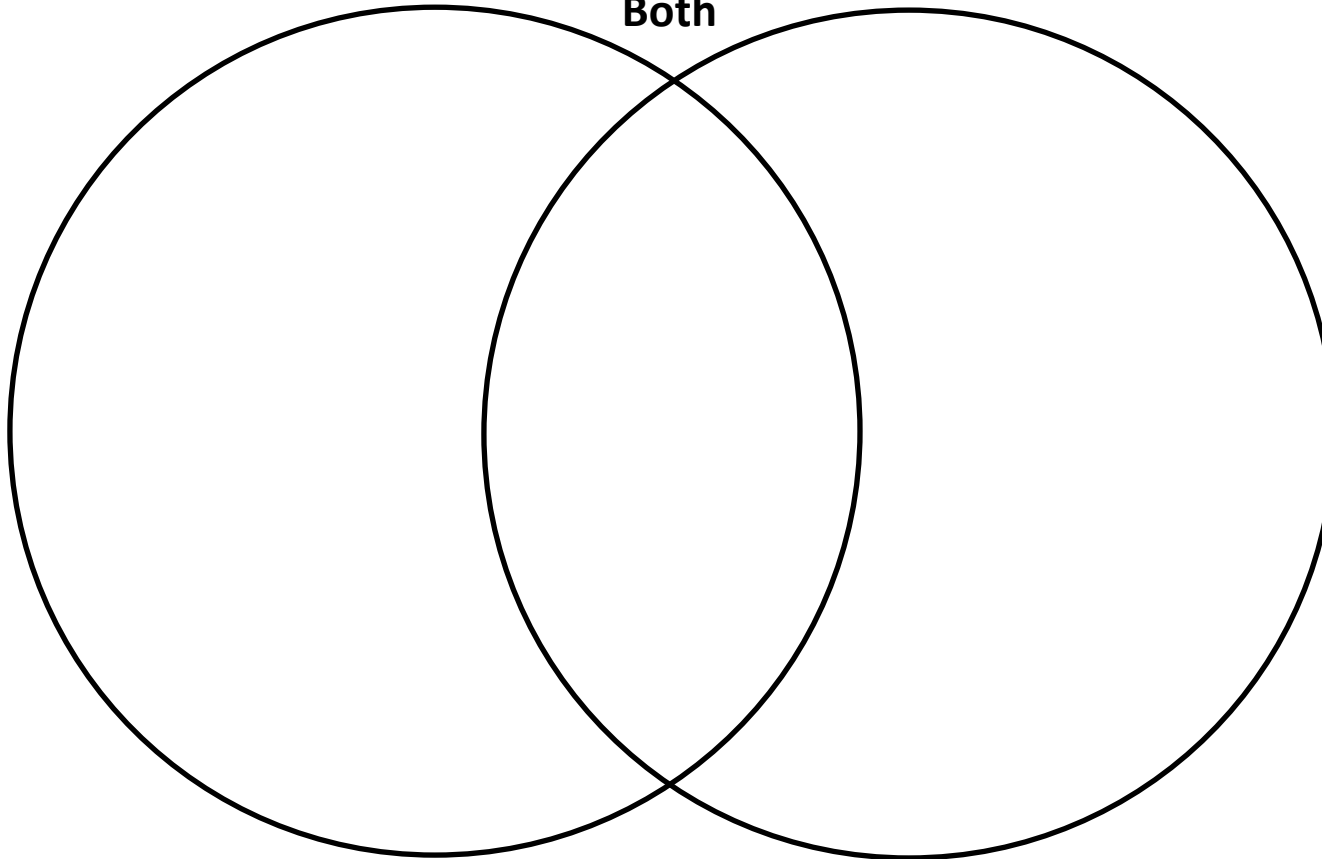
write.

**Families and responsibilities can look very different. There are no right or wrong answers in this activity. The goal is to observe and discuss ideas about gender roles, not to agree with them.*

Woman

Both

Men



Word Bank

- They are physically strong.
- They are good at cooking.
- They are good at sports.
- They are emotional.
- They don't cry.
- They take care of children.
- They clean the house.
- They fix and repair things.
- They protect the family.
- They spend money for the family.



Gender Roles at Home



Read and



write.

**Families and responsibilities can look very different. The goal is to observe and discuss ideas about gender roles, not to agree with them.*

1. Firefighters usually help people because

_____.



2. In our family we take roles to

_____ every day and throw out the trash.



3. Many people say boys _____ but this is just a stereotype.



4. Some students train and practice a sport every day because _____.

5. _____ means they often show their feelings.



6. _____ usually describes someone who prepares meals.



7. My father _____ special on Christmas Eve and share gifts to us.



Word Bank

- they are physically strong
- spends money for the family
- don't cry
- they are good at sports
- Emotional
- clean the house
- They are good at cooking



Gender Stereotypes



Read and



match.

1. Strong

2. Practical

3. Romantic

4. Lazy

5. Sociable

6. Humorous

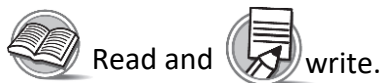
7. Polite

8. Sensitive

- To dislike work or physical activities.
- Influenced by your feelings.
- To demonstrate strong feelings about love.
- To be kind and well-mannered.
- To talk a lot and have many friends.
- To have physical power
- To do things in an easy way.
- Funny and entertaining.



Use of Have to and Has to



**Families and responsibilities can look very different. The goal is to observe and discuss ideas about gender roles, not to agree with them. In this activity we'll focus on the grammar structure.*

1. Men usually _____ be physically strong to protect the family.

have to / has to

2. In many homes, women _____ cook because they are good at cooking.

have to / has to

3. Teenagers _____ train hard if they are good at sports.

have to / has to

4. Sometimes my father _____ take care of children too.

have to / has to

5. Everyone in the family _____ clean the house.

have to / has to

6. My aunt _____ clean the house because she lives alone.

have to / has to

7. A babysitter _____ take care of children when the parents are at work.

have to / has to



Song



Read and



practice.

“At Home We All Help”

(Verse 1)

At home we all have to share,
Fix and repair, show we care.
Mom and dad, sister too,
There is always work to do!

(Chorus)

We all help, yes it's true,
Not just me and not just you.
Strong and caring, side by side,
In our home we all take pride.

(Verse 2)

Some can cook and some can clean,
Take care of children, that's the team.
Protect the family, play some sports,
Everyone has different sorts.

(Chorus)

We all help, yes it's true,
Not just me and not just you.
Strong and caring, side by side,
In our home we all take pride.

(Bridge)

Boys can cook and girls can fix,
Everyone can learn new tricks.
Sharing chores is fair and fun,
Working together, we get things done!

(Chorus – repeat)

We all help, yes it's true,
Not just me and not just you.
Strong and caring, side by side,
In our home we all take pride.



Improvising a Song



Read and



write.

**Make up your own lyrics and create a new version of the song.*

(Verse 1)

At home we all have to share,

Mom and dad, sister too,
There is always work to do!

(Chorus)

We all help, yes it's true,
Not just me and not just you.

(Verse 2)

Some can _____

Protect the family, play some sports,
Everyone has different sorts.

“At Home We All Help”

(Chorus)

We all help, yes it's true,
Not just me and not just you.

(Bridge)

Boys can _____ and girls can _____,
Everyone can learn new tricks.
Sharing chores is fair and fun,
Working together, we get things done!

(Chorus – repeat)

We all help, yes it's true,
Not just me and not just you.



Creating a Song



Read,



write and



practice.

**Create your own song.*

Song: _____

(Verse 1)

(Chorus)

(Chorus)

(Bridge)

(Verse 2)

(Chorus – repeat)



Present Continuous



Read and



write.

1. The baby _____ milk. (drink)
1. The child _____ in the park. (ride)
1. The teenagers _____ at Middle School. (study)
1. The adults _____ right now. (work)
1. The older adults _____ of their grandchildren. (care)



Have to / Has to



Read and



write.

1. **A doctor** _____ help sick people.
2. **A teacher** _____ teach students new things.
3. **Chefs** _____ cook delicious food. (Plural!)
4. **A mail carrier** _____ deliver letters and packages.
5. **A firefighter** _____ put out fires.
6. **Police officers** _____ keep people safe. (Plural!)
7. **A construction worker** _____ build houses and buildings.
8. **I** _____ drive a car to work every day.
9. **An astronaut** _____ explore space.
10. **Pilots** _____ fly airplanes for the passengers. (Plural!)

Word Bank

have to

has to



Find Someone Who



Say,



find, and



write.

**Walk around the classroom and ask your classmates the questions (sentence) from the chart. When someone answer "Yes", write their name in the box that matches the question or sentence.*



Is taller than last year	Is stronger than last year	Has new body hair
Has new friends	Has mood changes	Is more independent
Experimented voice changes	Sometimes feels shy	Is in love



Mood Swings



Read, and



write.

**Write 5 sentences about how are you feeling.*

Example: I am feeling emotional.

1.- _____.

2.- _____.

3.- _____.

4.- _____.

5.- _____.

6.- _____.



