



Instructional Guide Activities

2025-2026

6th Grade

Unit 2



LEVEL UP

Distribución Gratuita-Prohibida su Venta



Reservados todos los derechos. Queda prohibida la reproducción total o parcial de esta obra, por cualquier medio o procedimiento – incluidos los electrónicos – sin permiso escrito por parte de la Secretaría de Educación del Estado de Coahuila de Zaragoza.

Weather Graph








Read and



write.

**Graph the weather for five days and the next week answer the questions.*

	1	2	3	4	5
					
					
					
					
					

1. Which weather happened the most?

_____.

2. Which weather happened the least?

_____.

3. How many days was it sunny?

_____.

4. How many days was it rainy?

_____.

5. There were more _____ days

than _____.

6. My favorite weather day was _____

because _____.



Days of the Week



Read and



write.

**Remember in the US calendars the week starts with Sunday.*

1. I am the 4th day of the week. There are 9 letters in my name! What day am I? _____.

2. I am the 1st day of the week. The beginning of my name rhymes with “fun”. What day am I? _____.



3. I am the last day of the week. I am often the favorite day! What day am I? _____.

4. I am the last day before the weekend. You’ll find me on the 6th day. What day am I? _____.

5. I am the 2nd day of the week, but the first day of the school week. What day am I? _____.

6. I am the 5th day of the week, and my name is abbreviated Thur. what day am I? _____.

7. I am the 3rd day of the week. The beginning of my name rhymes with “new”. What day am I? _____.




Months of the Year



Read and



write.



Across

- 3. MAY
- 4. DECEMBER
- 6. SEPTEMBER
- 7. JULY
- 8. JANUARY
- 11. JUNE

Down

- 1. NOVEMBER
- 2. OCTOBER
- 3. MARCH
- 5. FEBRUARY
- 9. APRIL
- 10. AUGUST



Alphabet



Listen,



write and



spell.

**Write the letters in the correct place.*

A collection of 28 red-outlined boxes containing phonetic symbols for the English alphabet, arranged in a grid-like fashion:

- Row 1: /ef/, /pi:/, /si:/, /ou/, /zi:/
- Row 2: /ti:/, /ei/, /ai/, /wai/, /em/, /es/
- Row 3: /a:r/, /dʒei/, /bi:/, /kiu:/, /di:/
- Row 4: /el/, /dabliu:/, /eitʃ/, /dʒi:/, /eks/, /en/
- Row 5: /kei/, /iu:/, /vi:/, /i:/

A 4x7 grid of the English alphabet letters A through Z, enclosed in a hand-drawn black border:

A	B	C	D	E	F	G
H	I	J	K	L	M	N
O	P	Q	R	S	T	
U	V	W	X	Y	Z	



Ordinal Numbers



Read and



match.

- twenty-seven •
- twelve •
- thirty •
- six •
- twenty-four •
- fourteen •
- two •
- seventeen •
- twenty-two •
- twenty-five •
- four •
- ten •
- twenty-one •
- three •
- nineteen •

- nineteenth •
- second •
- twenty-second •
- twenty-seventh •
- thirtieth •
- twenty-first •
- seventeenth •
- tenth •
- twenty-fourth •
- third •
- twenty-fifth •
- fourth •
- fourteenth •
- sixth •
- twelfth •

26	20	16	25	22	28
18	27	21	19	28	27
20	26	25	17	26	28
25	29	22	24	27	20
15	26	23	25	22	26
25	21	15	27	10	15



Family Tree



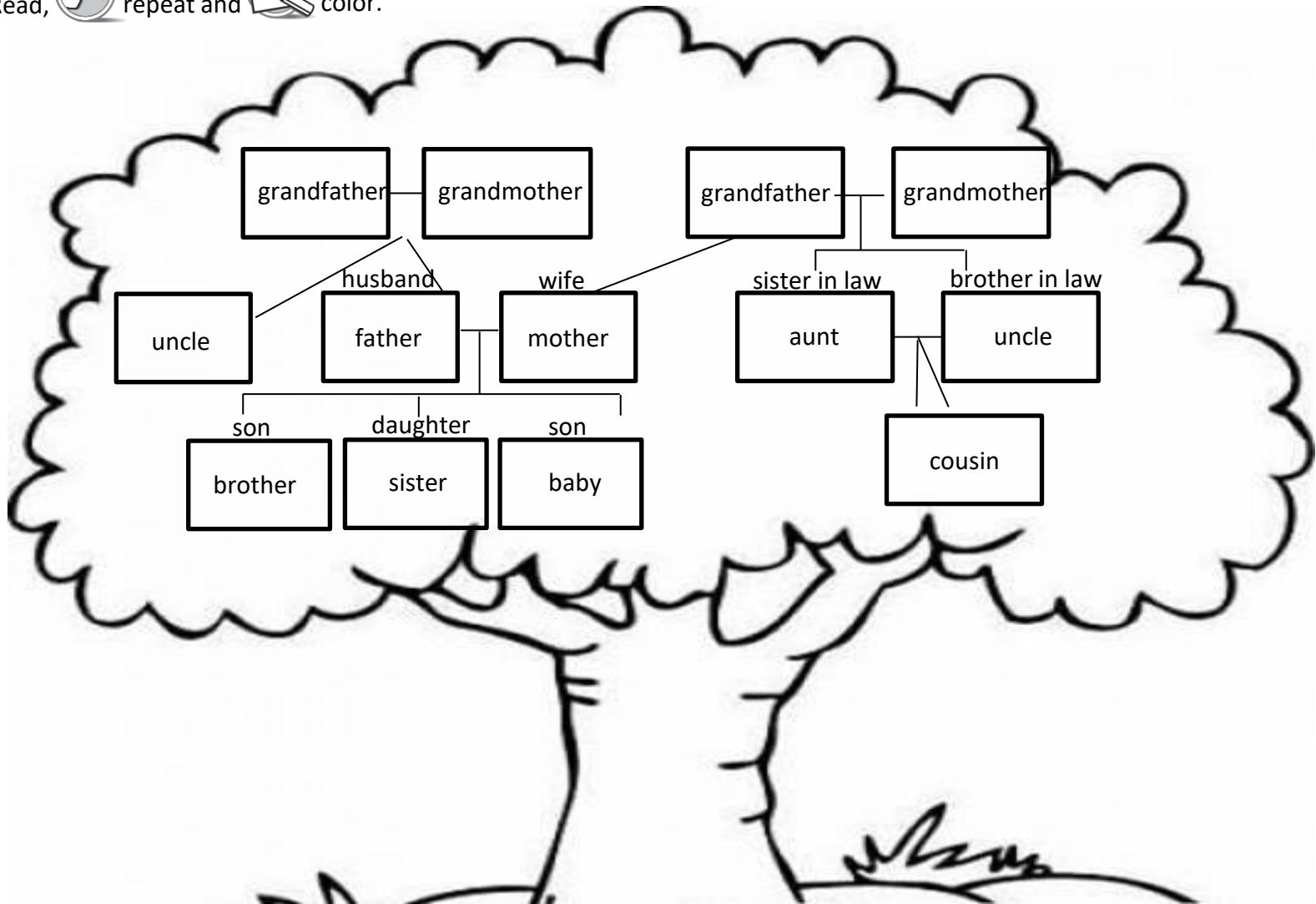
Read,



repeat and



color.



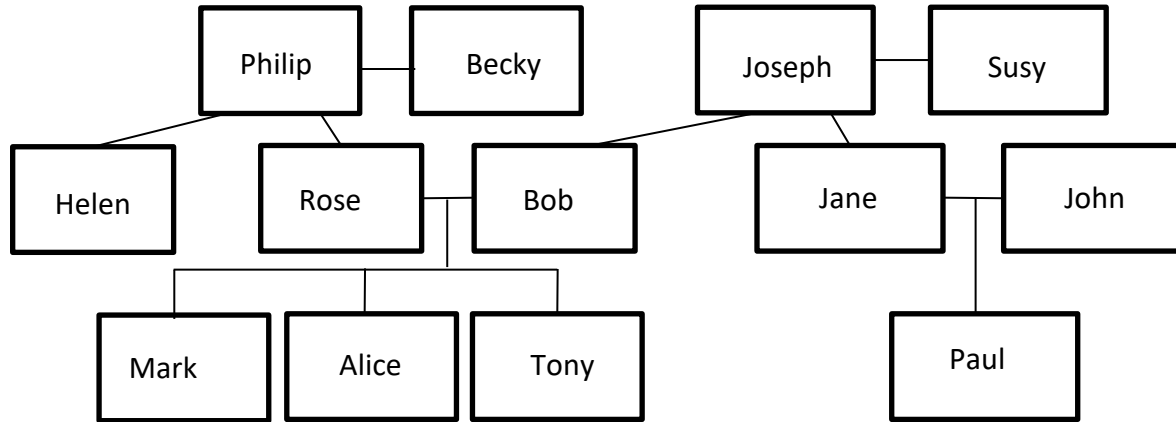
Parents!



Read and



write.



Word Bank

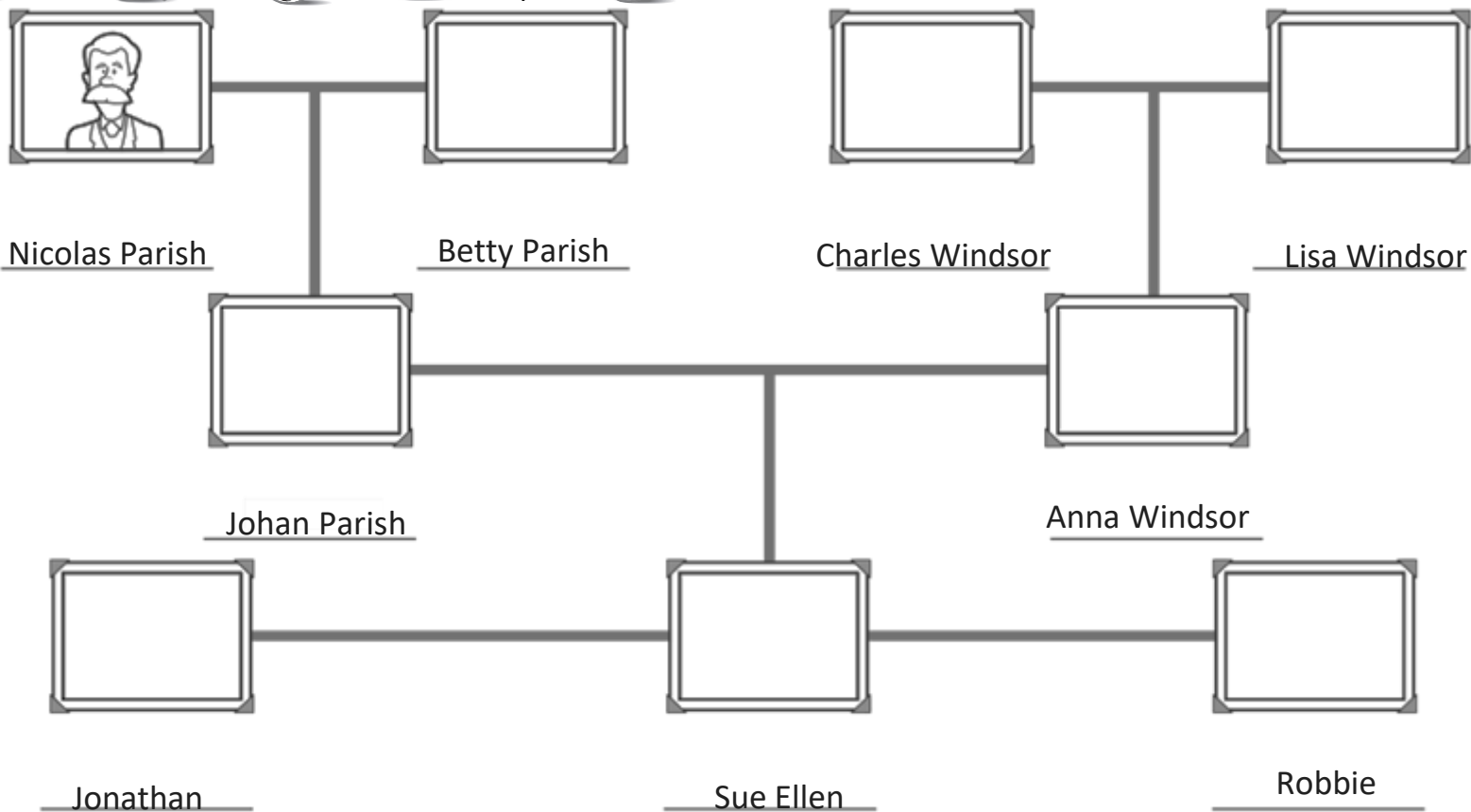
aunt
cousin
sister
son
uncle
niece
brother
nephew
grandmother
sister in law
brother in law


1. Becky is the _____ of Alice.
2. Jane is the _____ of Mark.
3. Paul is the _____ of Rose.
4. Paul is the _____ of Mark.
5. Tony is the _____ of Rose.
6. Rose is the _____ of Philip.
7. Bob is the _____ of Paul.
8. Jane is the _____ of Rose.
9. John is the _____ of Rose.
10. Bob is the _____ of Tony.



Family Tree

 Read,  color,  cut,  classify and  glue.










Who Has...

 Read,
  ask and
  write.



*Write the names of some classmates in the chart. Ask them if they have certain relatives and mark their answers in the chart. Then, use the information to answer the questions.

	 1	 2	 3	 4	 5
no sisters					
two brothers					
five uncles					
ten cousins					
no aunts					

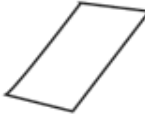





- Who has no sisters? _____.
- Who has two brothers? _____.
- Who has five uncles? _____.
- Who has ten cousins? _____.
- Who has no aunts? _____.
- Who is the oldest child in your family? _____.



Let's Make a Family Tree!

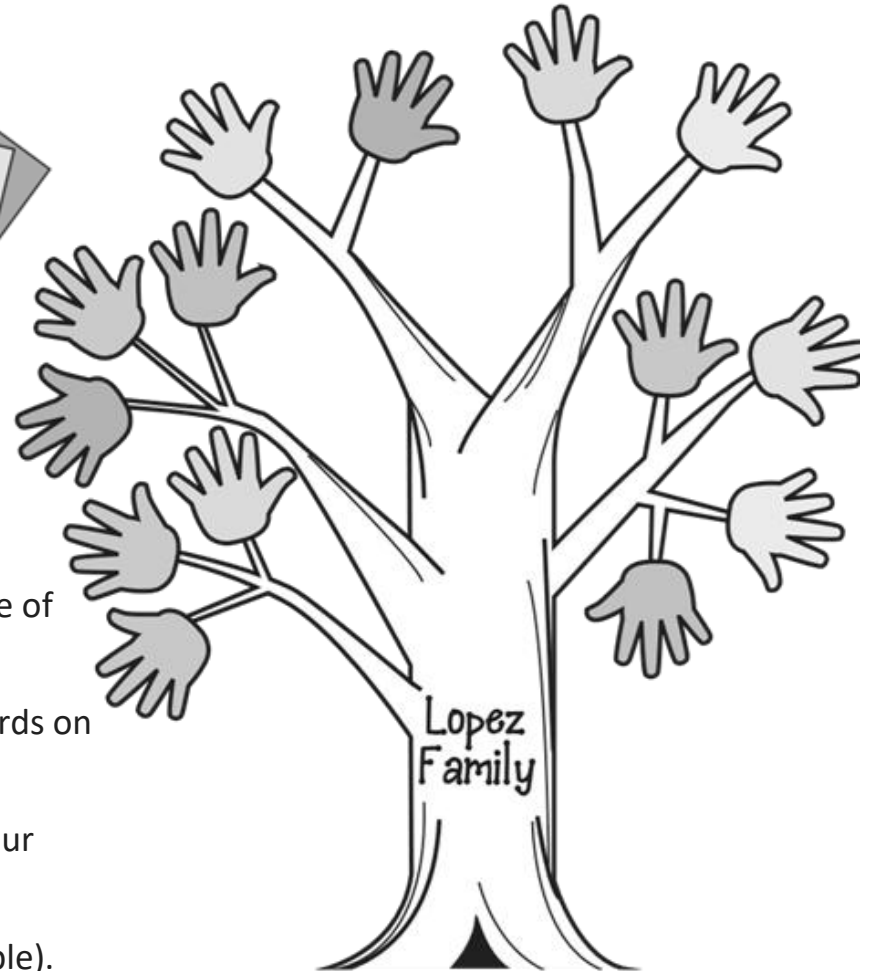
 Read and  make.

Materials:

- Large poster paper sheet 
- Several colored construction paper (letter size) 
- Glue 
- Markers 
- Colored pencils 
- Scissors 

Instructions:

1. Ask each family member to trace their hand on a piece of colored construction paper.
2. Write their name, age, and one or two descriptive words on the corresponding hand. Then cut out each hand.
3. Draw a tree trunk with enough branches to glue all your family's hands.
4. Write your family's name on the trunk (see the example).
5. Display your family tree around the school.



Interviewing a Grandparent



Read,



ask and



write.

1. Where were you born ? What year?

_____.

2. What are the names and birthdates of your brothers and sisters?

_____.

3. Did you have a pet? What was its name?

_____.

4. What were your favorite games and activities?

_____.

5. Did you like school? What were your favorite subjects?


_____.

6. When you were a teenager, at what time did you have to be home at night?

_____.

7. What advice would you like to give me?

_____.



Vincent's Letter



Read and



write.

AIR MAIL

Dear Jonas,
Thank you for the letter you sent me. You saw many great places in Mexico City. How are your cousins? My family is doing well. We are working hard on the ranch. My cousins, Fred and Alice, came to visit. Fred is thirteen, and he likes to ride horses. Alice, who is only nine, likes to feed the chickens. Uncle Rob and Aunt Lorna, who work in a restaurant, said Fred and Alice can stay at the ranch for three weeks. Yesterday, we went to the town fair. Alice loved the cotton candy. Fred and I went on the mechanical bull ride. Yeeh! We liked it a lot!
Write me soon, Vincent

1. Who is Lorna's daughter?

2. Who is the oldest cousin?

3. Who is Aunt Lorna's husband?

4. Who is Uncle Rob's nephew?



John's Family



Read and



write.



This is my family. My father, John, is forty years old; he is a doctor. Johanna is my mother; she is thirty-five and a housewife.

Santos is my grandfather, and Ursula is my grandmother. Tommy is my brother; he is ten years old, and Brian is a baby; he is six months old. I am Julia, I'm eight years old, and I love my family very much.

Names:	Ages:	Family members:	Job:



Possessive Adjectives



Word Bank

My – Yours – His – Her – Its – Their - Our

**Complete the sentences with the correct possessive adjective. You can use the words in the word bank more than once.*

1. This is my sister. _____ name is Anna.
2. That is John. _____ father is a doctor.
3. We have a cat. _____ name is Whiskers.
4. Maria has a brother. _____ hair is straight and short.
5. Look at those children. _____ parents are outside.
6. I have a mother and a father. _____ names are Laura and Peter.
7. I have a dog. _____ dog is brown.
8. Peter is talking to his friend. _____ sister is reading a book.

**Write 3 sentences using possessive adjectives and family members.*

1. _____.
2. _____.
3. _____.



Adjectives



Read ,



color,



cut,



classify and



glue.

CREATIVE
I like making new things.

SHY
I am not comfortable with people.

INTELLIGENT
I can learn easily.

PUNCTUAL
I am never late.

FUNNY
I like telling jokes.

BOSSY
I like to give orders.

LAZY
I don't like working.

GENEROUS
I like giving presents.

KIND
I like helping people.

ADVENTUROUS
I like dangerous sports.

CURIOS
I like asking questions.


CHEERFUL
I am a very happy child.


PATIENT
I can wait for my turn.

SOCIABLE
I don't like being alone.

FRIENDLY
I am kind to my friends.

HONEST
I never lie.





Family Adjectives!



Read and



write.

**Write 5 sentences about your family using the adjectives from the wordbank.*

Word Bank

cheerful – intelligent – generous – honest – lazy – shy – bossy – sociable – kind - patient

Example:

- My **creative** sister always draws colorful pictures.
- My **funny** uncle makes everyone laugh at family dinners.
- My **adventurous** cousin loves exploring new hiking trails.
- My **lazy** cat sleeps all day on the sofa.
- My **punctual** dad never arrives late to work.

1. _____.

2. _____.

3. _____.

4. _____.

5. _____.



Lila and Marco's Conversation



Lila: Marco, remember your cousin who visited last summer?

Marco: Oh yes! He's so _____ always inventing games for everyone.

Lila: Sounds awesome! My little sister is super _____. She asked a million questions about your games.

Marco: Haha! That curiosity is adorable. And your grandma, she's always so _____ when you're late for dinner.

Lila: True!

Marco: My older brother is pretty _____ he helps plan the trip to your house and buy everything!

Lila: Wow, that's thoughtful. My dad has a _____ personality; he always help my grandma with her wheelchair.

Marco: That reminds me—your aunt's jokes are always _____ at gatherings.

Lila: Exactly. Meanwhile, my cat is so _____ it likes napping all day!

Marco: Classic cat behavior. By the way, my mom loves hiking and camping—she's definitely _____!

Lila: And your cousin Sam is so _____ he chats with everyone at parties.

Marco: Yeah! What a wonder family!

What about your family?



Word Bank

intelligent
generous
honest
lazy
shy
sociable
kind
patient
creative
curious
funny
punctual
adventurous



Parts of a Letter



Read and



write.

Heading

Greeting

Body

_____.

Closing

Signature

Phrase Bank

John Smith

Best regards,

First, I thank you for helping my pet.
I also thank you for taking care of my
pet when it was sick.
Finally, thank you for loving my pet.

Dear Susy,

November 17th, 2025



Friendly Letter



Read and



write.

**Write a friendly letter.*

The form is designed to guide a student through the structure of a friendly letter. It includes a designated area for the address, a space for the recipient's name, a large area for writing the message, a space for a closing, and a space for a signature.



Classifying Letters



Read and



write.

Word Bank

Friendly letter – Business letter - Thank you letter

March 4, 2025

Dear Mr. Taylor:

As our new letterhead indicates, we have recently changed the name of our business from Fort Vancouver to Vancouver Manufacturing.

Thank you for your understanding.

Sincerely,

Mr. John Taylor
Director Of Operations

September 9, 2025

Dear Alex:

Hi! I hope you're having a great day. I wanted to tell you about my weekend — it was so much fun! I also started reading a new book called The Secret Tree. It's interesting, and I think you'd like it too.

Have you read any good books lately?

School has been busy, but I'm enjoying our science class. We're learning about the solar system, and it's fascinating.

What's your favorite subject this year?

I miss hanging out with you and hope we can catch up soon. Maybe we can plan a playdate next weekend?

Your friend,

Jamie

January 15, 2025

Lina Gibson:

Thank you for being one of our valued customers. We appreciate your cooperation in this matter.

Best Regards,

Peter Jonson



Business Letter



Read and



write.

**Write a Business Letter.*

A large rectangular box representing a business letter template. It contains several horizontal lines for writing, with a larger central area for the main body of the letter. There are also smaller rectangular boxes at the top, bottom, and sides, likely for addresses, dates, and signatures.



Thank you Letter




Read and



write.

**Write a Thank you letter.*

A large rectangular box containing several smaller boxes and a writing area. At the top right is a small rectangular box. Below it on the left is another rectangular box. The central part of the box is a large area with horizontal lines for writing. At the bottom left is a rectangular box, and at the bottom right is a smaller rectangular box.



Simple Contract



Read and



write.

**Teacher guides students to fill the contract.*

This Contract is entered into by and between _____ (an individual), and _____ (individual). The term of this Agreement shall begin on _____ (begin date) and shall continue until its termination date of _____ (end date).

The specific terms of this Contract are as follows:

1. _____.
2. _____.
3. _____.

This Contract may not be modified in any manner unless it is in writing and signed by both parties. This Contract shall be binding upon the parties, their successors, heirs, and assigns, and shall be enforced under the laws of the State of _____.

_____ Signature	_____ Signature
_____ Name	_____ Name
_____ Address	_____ Address

Date: _____, 20____. Date: _____, 20____.



Bill Format



Read and write.

**Write and fill out the bill format.*



CASE / CREDIT BILL				Mobile :	
YOUR COMPANY NAME					
ADDRESS					
M/s.				No :	
.....				Date :	
.....					
S.No.	Particulars	Qty	Rate	Amount	
				Rs.	Ps.
E. & O.E		Total			
THANK YOU			For Your Company Name		
Goods Once Sold Will not Be Taken Back				Proprietor	



