



Instructional Guide Activities

2025-2026

4th Grade

Unit 2



LEVEL UP

Distribución Gratuita-Prohibida su Venta



Reservados todos los derechos. Queda prohibida la reproducción total o parcial de esta obra, por cualquier medio o procedimiento – incluidos los electrónicos – sin permiso escrito por parte de la Secretaría de Educación del Estado de Coahuila de Zaragoza.

The Weather

 Read,  write,  circle and  draw.



1. _____ 2. _____ 3. _____ 4. _____ 5. _____ 6. _____

What's the weather like?

Look outside the window and write:

Today the weather is _____.

Choose the correct answer.

1. During summer the weather is (cold / hot).
2. When it's rainy we need (an umbrella / sunglasses).
3. When it's snowy we wear (a coat / shorts).

Draw and color.

Draw your favorite kind of weather and write a sentence:



"I like _____ weather because _____."

Word Bank

cloudy
sunny
snowy
rainy
windy
stormy



Months of the Year



Read,



write and



color.

*Write the months of the year in the correct order.

April 1. _____

March 2. _____

September 3. _____

June 4. _____

November 5. _____

July 6. _____

December 7. _____

May 8. _____

August 9. _____

February 10. _____

October 11. _____

January 12. _____

1. My birthday is on _____

2. Christmas is in _____.

3. The school year begins in _____.

4. My favorite month is _____.

5. Children's Day is in _____.



Days of the Week



Read ,



unscramble and



write.

1. Mnoady _____

2. ydsaeuT _____

3. iaFrday _____

4. yadsendeW _____

5. dyaunS _____

6. tSdaruya _____

7. yThdurads _____

⇒ Today is _____.

⇒ Yesterday was _____.

⇒ Tomorrow will be _____.



Alphabet



Read,



write and



spell.

1. A – apple

2. B – ball

3. C – cat

4. D – _____

5. E – _____

6. F – _____

7. G – _____

8. H – _____

9. I – _____

10. J – _____

11. K – _____

12. L – _____

13. M – _____

14. N – _____

15. O – _____

16. P – _____

17. Q – _____

18. R – _____

19. S – _____

20. T – _____

21. U – _____

22. V – _____

23. W – _____

24. X – _____

25. Y – _____

26. Z – _____



Numbers



Read,



trace and



match.

ten	20
twenty	50
thirty	100
forty	10
fifty	90
sixty	70
seventy	80
eighty	30
ninety	40
one hundred	60



Recipe Vocabulary



Read,



repeat and




color.

2 cups of sugar.
2 cups of flour
3/4 cups of cocoa
2 cups of milk
3 eggs
3/4 cup of oil



- ✓ Next, prepare all the ingredients.
- ✓ First, preheat the oven to 180o C.
- ✓ Then, mix for about 2-3 minutes or until the mixture is smooth.
- ✓ After that, pour the cake mixture into the bowl.
- ✓ Finally, bake for approximately 45 minutes.

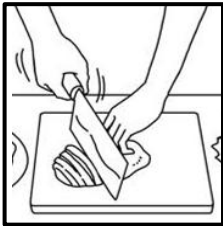


Ingredients

Cook

Instructions

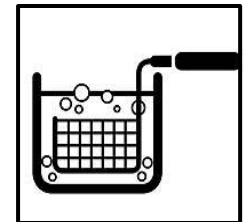
Add



Spiced Hot Apple Cider

Prep Time: 5 minutes
Cook Time: 30 minutes

<p>Ingredients</p> <ul style="list-style-type: none"> - 8 cups apple juice/cider (not from concentrate) - 1 orange, cut into 1/4" slices - 3 cinnamon sticks - 1 tablespoon whole cloves - 1 inch piece of ginger cut into coin sized slices - 1/2 teaspoon ground allspice serving. 	<p>Instructions</p> <p>Add all the ingredients to a large pot. Bring the cider to boil for 5 minutes.</p> <p>Reduce the heat to low and allow the cider and spices to simmer for 25 minutes.</p> <p>Strain the cider before serving.</p>
---	---



Cut

Mix

Recipe

Boil

Fry



Let's Make a Pizza



Read and



write.

*Order the sequence adverbs.

Word Bank

First, Next, Finally, Then, After that,

1. mix flour and water.
2. cut ham and green pepper into slices.
3. make the base of the pizza.
4. put the ham and green pepper on the base.
5. put the pizza in the oven and bake it for 20 minutes.



Parts of a Recipe



Read and



write.

[]

[]	[]
Wooden spoon	2 eggs
Big bowl	2 ½ cup of flour
Cookies cutters	Vanilla essence
A cup	1 teaspoon of baking powder
A roll	100 grams of butter
[]	1 cup of sugar

[]

[]


First, in a bowl, mix the butter and the sugar, add the eggs and the vanilla essence, also add the flour and the baking powder.

Then, make a ball and leave it in the fridge for 1 hours.

Next, preheat the oven 170o

After that, roll out the dough. Use a cookie cutter to make the shape.

Finally, bake them for 10-15 minutes and enjoy them!!



Word Bank

Recipe (Butter Cookies)

Instructions

Ingredients

Material

Sequence adverbs



My Recipe Card



Think,



read and



write.

Recipe Name: _____.

Preparation Time: _____.

Cook Time: _____.

Serves: _____.



Materials

Ingredients

Instructions



How to Make a Flower Garland



Read and



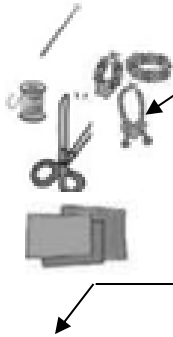
write.

Word Bank

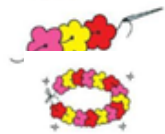
Procedure - Materials - Illustrations - Title - Actions words

How to Make a Flower Garland

A needle
Thread
Scissors
Glue
Colored paper



1. **Draw** flowers on the colored paper.
2. **Cut** out the flowers from the colored paper.
3. **Glue** 2 flowers to reinforce each one.
4. Thread the flowers.
5. Tie both ends of the thread together.





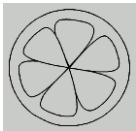
Quantities



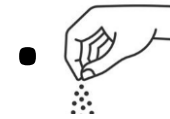
Read and



match.



- bottle
- dozen
- slice
- bunch
- spoon
- cup
- bag
- glass
- pinch
- box
- jar
- loaf



Let's Complete!




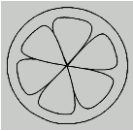










Read,



write and



underline.

<p>1. Could I have a _____ of jam? a. jar b. packet c. bottle</p> 	<p>2. Would you like a _____ of lemon? a. bunch b. slice c. piece</p> 	<p>3. Do you need a _____ of bread? a. loaf b. jar c. spoon</p> 	<p>4. I bought a _____ of milk. a. jar b. box c. bottle</p> 
<p>5. Could you buy a _____ of apples? a. box b. kilogram c. slice</p> 	<p>6. Add a _____ of salt to the soup. a. piece b. bar c. pinch</p> 	<p>7. May I have a _____ of water? a. loaf b. glass c. spoon</p> 	<p>8. Let's buy a _____ of potato chips. a. bag b. box c. bunch</p> 
<p>9. Could I have a _____ of tea? a. dish b. cup c. plate</p> 	<p>10. Add a _____ of sugar to the flour. a. bottle b. slice c. spoon</p> 	<p>11. Could I have a _____ of grapes? a. bunch b. pinch c. spoon</p> 	<p>12. Please, get a _____ of eggs. a. jar b. piece c. dozen</p> 



Paper Plane



Read and



write.

Sentence Bank

*Could no be simpler! Throw by holding the bases and letting fly from fingers.

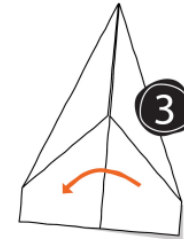
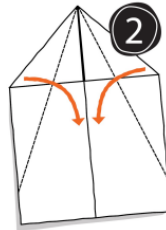
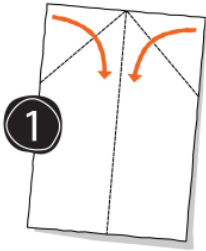
*Fold and unfold creases as shown.

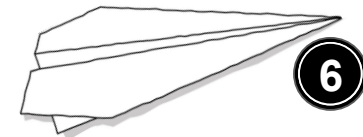
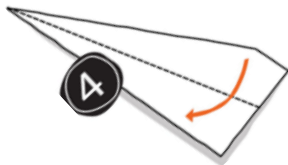
*Again, fold and unfold creases as shown.

*Fold down to form wings.

*Repeat both sides.

*Fold in half horizontally.







How to Make a Piñata




Read and




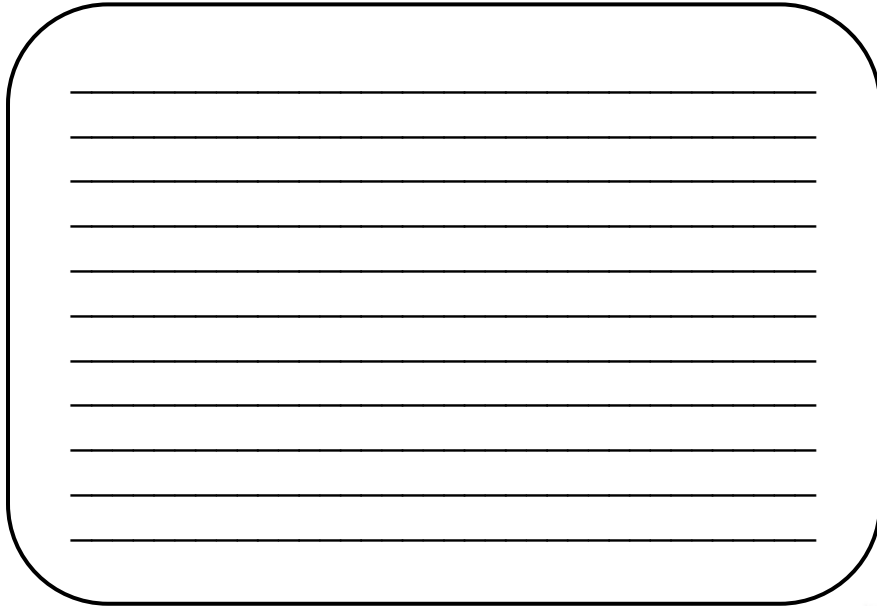
write.

** Investigate "How to Make a Piñata" and write it.*

Materials



Procedure



Imperatives



Read,



write and



color.


1.



4.



2.



5.



3.



6.



Word Bank

- Wash the dishes
- Do your homework
- Wash your hands
- Pick up the trash
- Make your bed
- Clean your room



Imperatives



Listen,






number and



color.

**Listen to your teacher and write the number in the image.*





Let's Think!



Read and



write.



1. They _____ after school.
2. They _____ in their house.
3. She _____ before eating her lunch.
4. He _____ in his school.
5. He _____ every day in the afternoon.

Word Bank

wash the dishes
do their homework
washes her hands
picks up the trash
cleans his room



Alex's Conversation



Read,



write and



practice.

Mom: Hi, Alex. How was school today?

Alex: It was good, Mom. We had a math test, and I think I did well.

Mom: That's great! Now, did you do your homework?

Alex: Not yet, Mom. I want to rest a little, and then I'll do my homework.

Mom: Remember, homework is important. Please don't leave it for later.

Alex: Don't worry, Mom. I'll finish my homework before dinner.

Mom: Good. And what about your room? Did you clean your room today?

Alex: Hmm... not really. My toys and clothes are still on the floor.

Mom: Alex, you need to clean your room every day.

Alex: Okay, I'll clean my room after I do my homework.

Mom: Thank you, Alex. If you do your homework, clean your room, and take out the trash, you can play video games later.

Alex: Really? Yeah! I'll do everything quickly.

Mom: That's the spirit!

1. What subject test did Alex have at school?

_____.

2. Did Alex do his homework?

_____.

3. What did Alex's mother want him to do after finish his homework?

_____.

4. After doing the task, what can Alex do?

_____.

5. Mention a task you do in your home.

_____.



True or False



Read and



circle.

Mom: Hi, Alex. How was school today?

Alex: It was good, Mom. We had a math test, and I think I did well.

Mom: That's great! Now, did you do your homework?

Alex: Not yet, Mom. I want to rest a little, and then I'll do my homework.

Mom: Remember, homework is important. Please don't leave it for later.

Alex: Don't worry, Mom. I'll finish my homework before dinner.

Mom: Good. And what about your room? Did you clean your room today?

Alex: Hmm... not really. My toys and clothes are still on the floor.

Mom: Alex, you need to clean your room every day.

Alex: Okay, I'll clean my room after I do my homework.

Mom: Thank you, Alex. If you do your homework, clean your room, and take out the trash, you can play video games later.

Alex: Really? Yeah! I'll do everything quickly.

Mom: That's the spirit!



1. Alex already did his homework.
2. Alex said he will finish his homework before dinner.
3. Alex cleaned his room this morning.
4. Mom asked Alex to take out the trash.
5. Mom said Alex can watch TV if he finishes his chores.
6. Alex is happy because he can play video games later.

TRUE **FALSE**

T	F
T	F
T	F
T	F
T	F
T	F



Unscramble Sentences



Read and



unscramble.


1. up / pick / toys. / Please/ your/

2. box./ put / the / the / robot / in/ Please /

3. wash / Could / clothes? / you / the/

4. make / Please/ a / paper. / boat/

5. into / sheet / the / strips. / Cut /



Look and Write!



Read and



write.

Word Bank

Don't talk - wash the dishes - cut - put out - make the bed - do the homework

1. The teacher wants you to _____ after school.
3. The children don't want to _____ before school.
4. Alex and Leo _____ the garbage after play video games.
5. Sofia _____ please.
6. _____ in class while the teacher is talking.
7. Maria _____ the newspaper into strips please.

Write at least 3 imperative sentences

1. _____.

2. _____.

3. _____.

4. _____.



Teddy Bear Sandwich



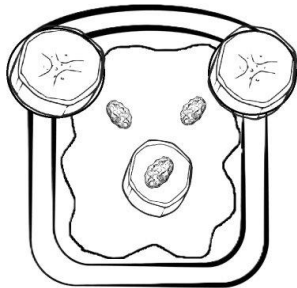
Read and



write.

Teddy Bear Sandwich

1. Slice the banana.
2. Spread the peanut butter on the bread.
3. Add the banana slices to the bread.
4. Seal the sandwich with the bread and peanut butter.
5. Finally, make the bear's eyes and nose with raisins and banana slices. Ready to enjoy!



1. What fruit is cut?	
2. What fruit is the bear's eyes?	
3. What is spread on bread?	
4. What is the sandwich cover made of?	
5. Where do the banana slices go?	



Teddy Bear Sandwich



Read and



write.

**You can use the words from the word bank more than once.*

Word Bank

Cut - mix - Add - rest - Beat - Bake



_____ the butter and sugar



_____ the eggs and vanilla



In a bowl, _____ the dry ingredients



_____ the chocolate chips



_____ dough balls of the same size



_____ for 10 minutes



Let them _____ and enjoy the cookies



