

# Middle School Third Grade

## Evaluation

**LEVEL UP**  
COAHUILA

**UNIT 2**  
2025 - 2026

# Quiz



Listen



Read



Complete

## Venustiano Carranza

Venustiano Carranza was born in \_\_\_\_\_ in \_\_\_\_\_.

He studied \_\_\_\_\_ and became interested in \_\_\_\_\_.

He joined the \_\_\_\_\_ to fight for \_\_\_\_\_.

Later, he helped write the \_\_\_\_\_ of \_\_\_\_\_.

He became \_\_\_\_\_ of Mexico in \_\_\_\_\_.

He was killed in \_\_\_\_\_ while trying to escape to \_\_\_\_\_.



Write

In pairs or groups of three, students use the completed text to **write Carranza's biography in 5–6 short sentences** using connectors (then, later, after that, finally).



# Quiz



Read



Underline



Venustiano Carranza was born in Coahuila in 1859. He was a Mexican politician and soldier. He took part in the Mexican Revolution and was one of the main leaders of the Mexican Constitution. In 1913, he fought against Victoriano Huerta. He made a strong movement that wanted to bring back order and law in Mexico.

In 1917, he created the Mexican Constitution. This document was new and important because it included social rights, like free education, land for farmers, and worker protection. Venustiano Carranza was president until 1920. That year, he was killed in Tlaxcalantongo, Puebla, after losing political and military support during a new rebellion.

1. Where was Venustiano Carranza born?
  - a. Tlaxcalantongo
  - b. Coahuila
  - c. Puebla
2. When was Venustiano Carranza born?
  - a. 1917
  - b. 1920
  - c. 1859
3. Who did Venustiano Carranza fight against in 1913?
  - a. Porfirio Diaz
  - b. Victoriano Huerta
  - c. Tlaxcalantongo
4. What important document did he create in 1917?
  - a. Social rights
  - b. Mexican Revolution
  - c. Mexican Constitution
5. When did Venustiano Carranza die?
  - a. 1917
  - b. 1920
  - c. 1859



# Oral Presentation Checklist

Instructions: Review the rubric carefully to see what's expected for each level of performance.

\*Evaluation sessions 3-9

Personal Biography Checklist	YES	NO
1 The biography follows the structure of Carranza's biography (e.g., introduction, early life, key events, conclusion).		
2. The content is a final, polished version with few to no errors in spelling or punctuation.		
3. The events are ordered chronologically and clearly traceable.		
4. The biography is at least.		
5. 'Was/Were' is used correctly to describe place of birth or locations (e.g., "I was born in...", "My family was living in...").		
6. Simple Past Tense is used correctly for complete actions (e.g., "I started school in...", "We moved to...").		
7. Past Progressive Tense is used correctly for ongoing actions at a specific time in the past (e.g., "While I was studying, I was also working...").		
8. Sequence Adverbs are used to link events chronologically (e.g., First, Next, Then, Later, After that, Finally).		
9. Verb forms (regular and irregular) are accurate throughout the text.		
10. The student uses a cardboard/visual aid to support the presentation.		
11. The student speaks clearly and at an appropriate pace (not too fast).		
12. The student maintains eye contact with the audience (does not only read from the paper).		
13. The presentation covers all main parts of the written biography		
14. The pair discussed and corrected the written work before the final submission/presentation.		
15. The pair gave constructive feedback on grammar, structure, and clarity		



# Personal Biography Checklist

**Student's Name:** \_\_\_\_\_

**Partner's Name:** \_\_\_\_\_

Criteria	Yes (✓)	No (✗)
1. I worked with my partner and spoke in English.		
2. I answered the question: <i>When was your character born?</i>		
3. I answered the question: <i>Where did she/he grow up?</i>		
4. I answered the question: <i>What education did she/he receive?</i>		
5. I answered the question: <i>Why did he/she choose their career?</i>		
6. I answered the question: <i>What was the most important event in her/his professional life?</i>		
7. I answered the question: <i>How did her/his life end?</i>		
8. I used complete sentences, not only words.		
9. I listened to my partner carefully.		
10. I spoke clearly and loud enough.		



# Checklist 1



Look and



Mark

<b>Student name:</b>		
<b>Lapbook Checklist:</b>	<b>Yes</b>	<b>No</b>
Base folder – Use a big piece of paper or cardboard.		
Cover – Write the title (name of the person) and decorate it.		
Mini-books – Write short texts (birth, death , important facts).		
Pockets or envelopes – Put cards with dates, vocabulary, or questions.		
Main graphic – Make a timeline, chart, or simple map of the person's life.		
Flaps or cards – Add information that students can open, move, or take out.		
<b>Total</b>		

<b>Student name:</b>		
<b>Lapbook Checklist:</b>	<b>Yes</b>	<b>No</b>
Base folder – Use a big piece of paper or cardboard.		
Cover – Write the title (name of the person) and decorate it.		
Mini-books – Write short texts (birth, death , important facts).		
Pockets or envelopes – Put cards with dates, vocabulary, or questions.		
Main graphic – Make a timeline, chart, or simple map of the person's life.		
Flaps or cards – Add information that students can open, move, or take out.		
<b>Total</b>		




# UNIT 2 EXAM

Look at the graphic carefully.

Listen to the audio/text describing each part.

Identify the parts being described.

Write the correct number (1–5) in the corresponding circle on the graphic.



1. Big title
2. Picture about the topic
3. Mini-book with words or short texts
4. Envelope with activities or examples
5. Movable cards to order steps or ideas

Read the biography and label each part as Beginning, Developing, or Closing

Later, the muralist Diego Rivera included La Catrina in his famous painting "Dream of a Sunday Afternoon in Alameda Park." Thanks to him, La Catrina became a symbol of Mexican identity.

Today, La Catrina appears in parades, art, and social media posts during *Día de Muertos* (Day of the Dead). She reminds people to celebrate life and remember their loved ones with joy, not sadness.


La Catrina is one of the most famous symbols of Mexican culture. She is a female skeleton dressed in an elegant hat and long dress. The image was created by José Guadalupe Posada around 1910. He wanted to show that death is the same for everyone, rich or poor.



Read the poster and write the correct letter before each adverb to show the event that happens at that time, then answer the questions

# LA CATRINA

## MEXICAN CULTURAL SYMBOL




**BIOGRAPHY**  
La Catrina was created by José Guadalupe Posada in 1910. She is a skeleton that wears an elegant dress.

**MEANING AND SYMBOLISM**  
She represents that all people are equal in death.

**FAMOUS ARTISTS**  
Diego Rivera painted La Catrina in his mural. He made her very popular.

**SOCIAL MEDIA CONNECTION**  
Today, people post pictures of La Catrina on Instagram and TikTok. She helps keep Mexican traditions alive.



**CULTURAL IMPORTANCE**  
La Catrina is part of Day of the Dead. People use her image in art, makeup, and parades.



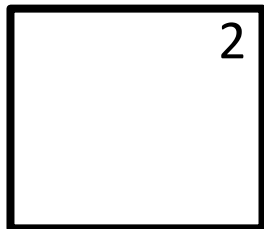
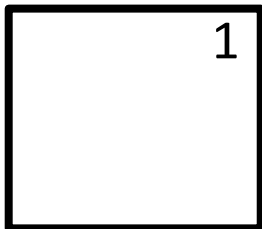
___ First  ___ Next  ___ Then  ___ After that  ___ Finally	a) La Catrina became a symbol of Mexican culture and art.  b) José Guadalupe Posada was born in Mexico City.  c) He created La Catrina to show that death comes to everyone.  d) Posada started working as an illustrator and printmaker.  e) La Catrina gained recognition in Mexican Day of the Dead celebrations.
------------------------------------------------------------------------------------	----------------------------------------------------------------------------------------------------------------------------------------------------------------------------------------------------------------------------------------------------------------------------------------------------------------------------------------------

Answer the questions

1. Who created la Catrina? \_\_\_\_\_
2. Where was Jose Posada born? \_\_\_\_\_
3. What became a symbol of Mexican culture? \_\_\_\_\_
4. When was the Catrina created? \_\_\_\_\_
5. What is the meaning of *La Catrina*? \_\_\_\_\_

Put the life cycle of the monarch butterfly in the correct order using the proper sequence adverb and draw each stage in the correct order

- \_\_\_\_\_ The caterpillar was forming a chrysalis.
- \_\_\_\_\_ The female butterfly was laying eggs on milkweed leaves.
- \_\_\_\_\_ The adult butterfly was emerging from the chrysalis.
- \_\_\_\_\_ The egg was hatching, and a caterpillar was eating milkweed leaves.



# Lapbook Co-Evaluation Rubric 1



Look and



Mark

Name of the student (lapbook): \_\_\_\_\_

Name of the evaluator: \_\_\_\_\_

Criteria	1  Needs work	2  OK	3  Good	4  Excellent
<b>Cover</b> (title, name, decoration)	No cover or very simple	Title only	Title + name	Title + name + nice decoration
<b>Information</b> (facts about the person)	Few facts, not clear	Some facts	Clear facts	Many clear and correct facts
<b>Organization</b> (order and space)	Very disorganized	A little clear	Clear order	Very clear and easy to read
<b>Creativity</b> (drawings, colors, design)	No creativity	A little	Some creativity	Very creative and original
<b>English use</b> (simple words, short sentences)	Almost no English	Some English	Clear English	Clear and correct English

Final comment

I think this lapbook is: \_\_\_\_\_






# Lapbook Self-Evaluation





Look and



Mark

Criteria	Yes 	A little 	No 	My comment
I made a clear cover (title, name, decoration).	<input type="checkbox"/>	<input type="checkbox"/>	<input type="checkbox"/>	_____
I wrote information about the person.	<input type="checkbox"/>	<input type="checkbox"/>	<input type="checkbox"/>	_____
I used English words and short sentences.	<input type="checkbox"/>	<input type="checkbox"/>	<input type="checkbox"/>	_____
My lapbook is organized and easy to read.	<input type="checkbox"/>	<input type="checkbox"/>	<input type="checkbox"/>	_____
I used creativity (drawings, colors, design).	<input type="checkbox"/>	<input type="checkbox"/>	<input type="checkbox"/>	_____
I worked carefully and finished on time.	<input type="checkbox"/>	<input type="checkbox"/>	<input type="checkbox"/>	_____

 **My Strengths (Things I did well)**

 **My Opportunities (Things I can improve)**

