



# Instructional Guide Activities

2025-2026

3rd Grade

Unit 3

The logo features the words "LEVEL UP" in a bold, white, sans-serif font. The letter "U" in "UP" is stylized with an upward-pointing arrow integrated into its top curve. The text is set against a light gray background.

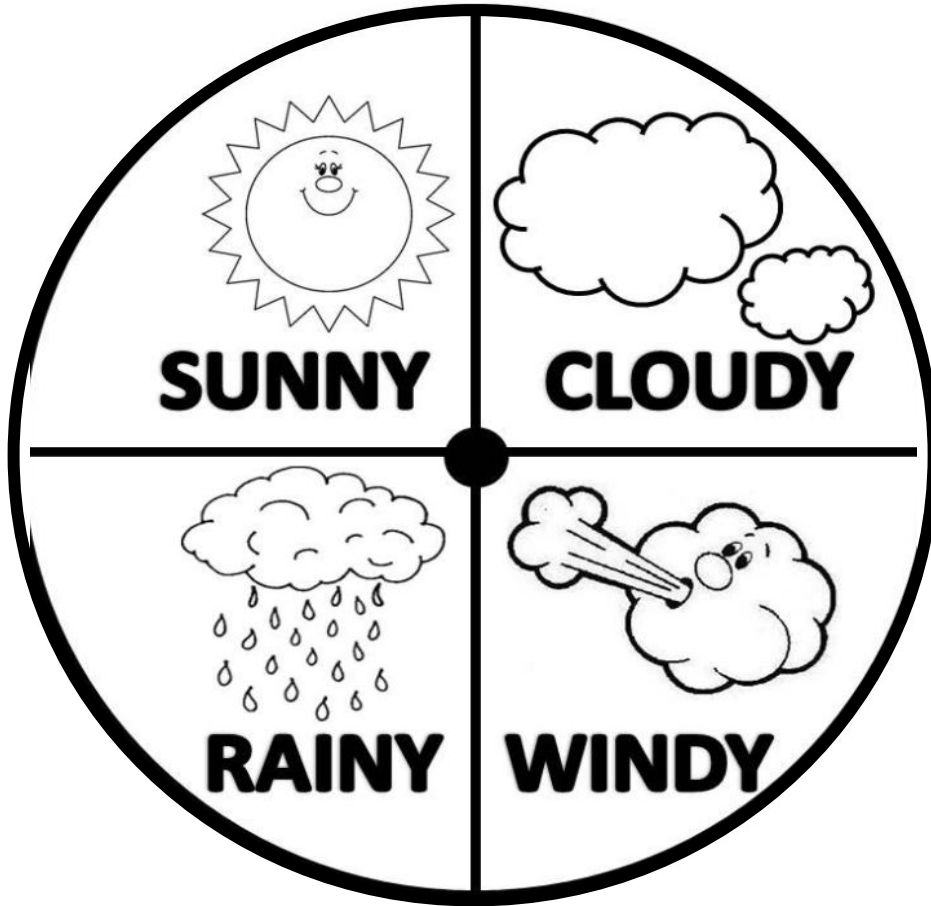
Distribución Gratuita-Prohibida  
su Venta




Reservados todos los derechos. Queda prohibida la reproducción total o parcial de esta obra, por cualquier medio o procedimiento – incluidos los electrónicos – sin permiso escrito por parte de la Secretaría de Educación del Estado de Coahuila de Zaragoza.

# Match the Weather

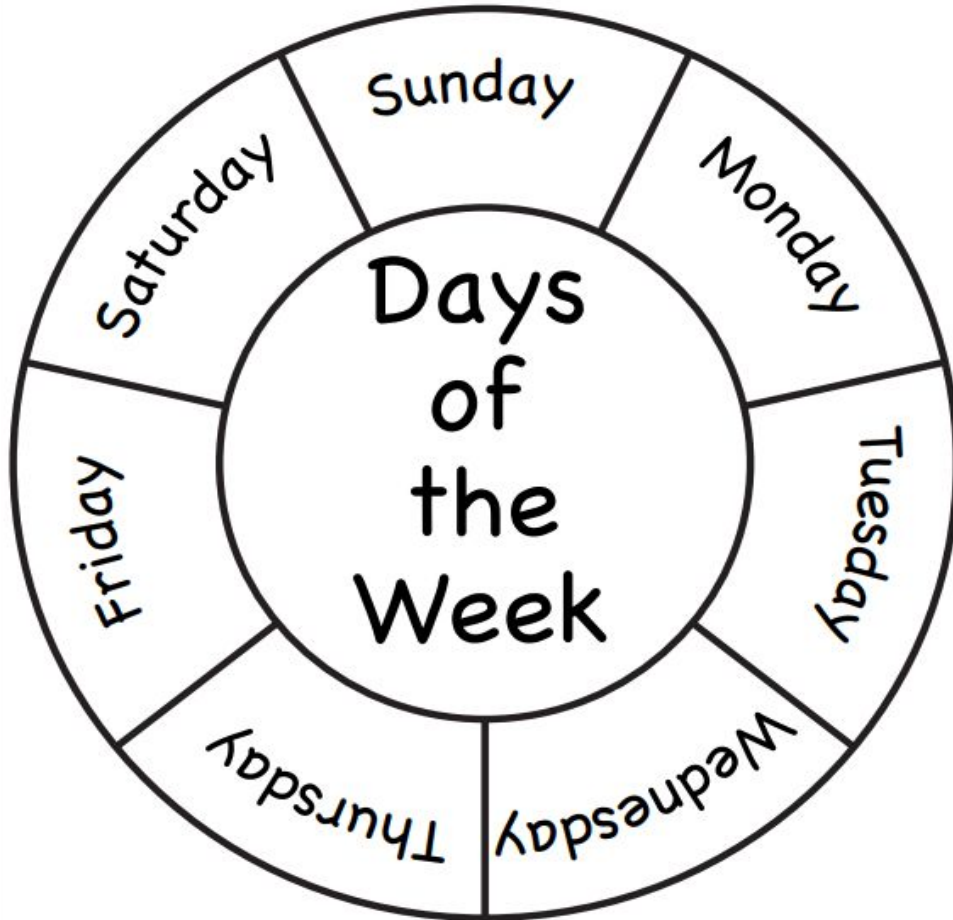
 Color,  cut,  read and  play.






# Days of the Week

 Color,  cut,  read and  play.





# Alphabet


 Look,  write and  say.

z   w v

k    o  q

j

g   d c

 a



# Months of the Year



Unscramble,



write and



say.

Jranuay

Alpir

luyJ

Oectobr

aFebryru

yMa

Agtusu

bNoverem

Mahrc

Juen

Setpermeb

Dceember



# Numbers - Count by tens



Think and



write.

1. 


			40		60	70			
--	--	--	----	--	----	----	--	--	--

2. 

				50	60				100
--	--	--	--	----	----	--	--	--	-----

3. 

				50			80	90	
--	--	--	--	----	--	--	----	----	--



4. 

	20		40				90	
--	----	--	----	--	--	--	----	--

5. 

	20				60			90	
--	----	--	--	--	----	--	--	----	--

6. 

10		30			60				
----	--	----	--	--	----	--	--	--	--



# Food Vocabulary Review



Read and



number.

( ) cake

( ) onion

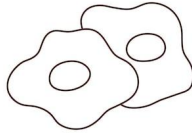
( ) chicken

( ) apple

( ) juice

( ) vegetables

1.



2.




3.



( ) lettuce

( ) carrot

4.



5.



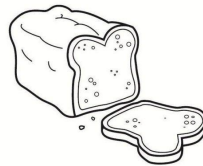
6.



( ) eggs

( ) spaghetti

7.



8.



9.



( ) fries

( ) bread

10.



11.



12.



# Talking about Food



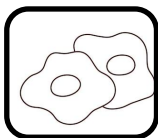
Read,



unscramble and



write.



1. don't / I / to / eggs. / eat / like

\_\_\_\_\_.



1. She / some / wants / to/ eat / chicken. /

\_\_\_\_\_.




1. favorite / My / vegetables / tomato/ corn / onion. / are /and/

\_\_\_\_\_.



1. really / love / I / eat/ spaghetti. / to /

\_\_\_\_\_.



1. Could / please / share / you/ some/ me / bread? /

\_\_\_\_\_.



1. I / day. / every / juice/ some/ orange / drink/

\_\_\_\_\_.



# Frequency Adverbs



Read and



write.

*\*Look at the code, then complete the sentences with always, sometimes or never. .*

always	★	★	★	★	★
sometimes	★	★	☆	☆	☆
never	☆	☆	☆	☆	☆

1. Kevin

eats



in the morning.



2. She

eats



.



3. I

go to the supermarket to buy

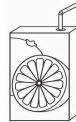


.



4. She

drinks




.



5. I

drink 8 liters of



every day.



# Frequency Adverbs Questions



\*Answer the questions with your own information.

## Example:

1. How often do you eat vegetables?

*I sometimes eat vegetables*

2. How often do you drink milk in the morning?

3. How often do you eat pizza on weekends?

4. How often do you eat ice cream during winter?

5. How often do you eat fruit for breakfast?

6. How often do you drink soda?

7. How often do you eat fish for dinner?

8. How often do you eat eggs for breakfast?

## Word Bank

always	★	★	★	★	★
sometimes	★	★	☆	☆	☆
never	☆	☆	☆	☆	☆



# Let's Talk!



Read and



write.

**Lucy:** Hi, Tom! What are you eating?

**Tom:** Hi, Lucy! I'm eating a hamburger and some fries.

**Lucy:** Oh, that's junk food! Do you like junk food?

**Tom:** Yes, I do! I love pizza, fries, and ice cream.

**Lucy:** Me too, but I don't eat junk food every day. I like healthy food.

**Tom:** What healthy food do you like?

**Lucy:** I like apples, carrots, fish, and salad. They make me strong and healthy.

**Tom:** That's good! I sometimes eat fruit, but I never eat salad.

**Lucy:** You should try it! Do you drink water or soda?

**Tom:** I sometimes drink soda, but I usually drink water.

**Lucy:** Great! Water is healthy. I always drink water after lunch.

**Tom:** Thanks, Lucy! I'll eat more healthy food from now on.

1. What is Tom eating?

---

2. Does Lucy like junk food?

---

3. What healthy food does Lucy like?

---

4. What does Tom drink sometimes?

---

5. What does Lucy always drink after lunch?

---




# Habits!



Read and



number.



## Word Bank

1. Go to bed early.
2. Eat candy
3. Drink water
4. Drink soda
5. Eat vegetables
6. Do exercise
7. Eat fruit
8. Go to bed late
9. Watch too much T.V.
10. Eat junk food



# Healthy and Unhealthy Habits



Read,

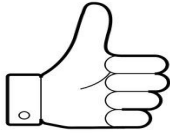


classify and



write.

## Healthy Habits



---

---

---

---

---

---

## Unhealthy Habits



---

---

---

---

---

---

## Word Bank

1. Go to bed early
2. Eat candy
3. Drink water
4. Drink soda
5. Eat vegetables
6. Do exercise
7. Eat fruit
8. Go to bed late
9. Watch too much T.V.
10. Eat junk food



# Classify Healthy and Unhealthy Habits



Read and



write.

## Word Bank

Healthy - Unhealthy

1.



Drink soda

---

---

2.



Go to bed late

---

---

3.



Go to bed early

---

---

4.



Eat candy

---

---

5.




Eat fruit

---

---

6.




Drink water

---

---

7.



Watch too much

---

---

8.



Do exercise

---

---

9.



Eat junk food

---

---

TV.



# Frequency Table



Read,



discuss and



write.

*\*Ss ask to a classmate about his / her habits.*

## Word Bank

Always – Sometimes - Never - Healthy - Unhealthy

Habit	Healthy / Unhealthy	Frequency Adverb	Example Sentence
Eat fruits and vegetables	<b>Healthy</b>	<b>Always</b>	<b><i>He / She always eats fruits and vegetables.</i></b>
Drink water			
Exercise			
Sleep eight hours			
Wash hands before eating			
Eat junk food			
Drink soda			
Watch too much T.V.			
Go to bed late			
Eat candies			



# Design a Diet!



Read,



ask and



write.

*\*Ss mingle around and ask to three classmates.*

Name	Breakfast	Lunch	Dinner
<b><u>Example:</u></b> 1. Sofia	<i>grape juice, an egg, toast, and ham.</i>	<i>chicken soup, lettuce and tomato salad.</i>	<i>“quesadillas”, refried beans, and chocolate milk.</i>
2.			
3.			
4.			



# My Healthy Meal




Think,



draw and



color.



# Enchiladas Potosinas Ingredients



Listen,

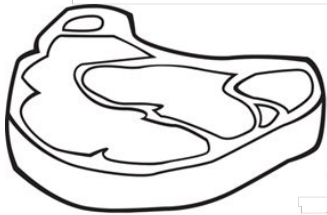


point and




color.


*\*Teacher names a food item, Ss identify and point.*




meat




avocado



water



tomato



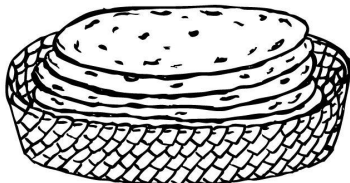
pepper



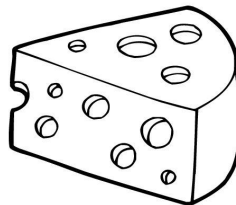
cream



lettuce



tortillas



cheese



beans





# Identifying Ingredients



Identify,


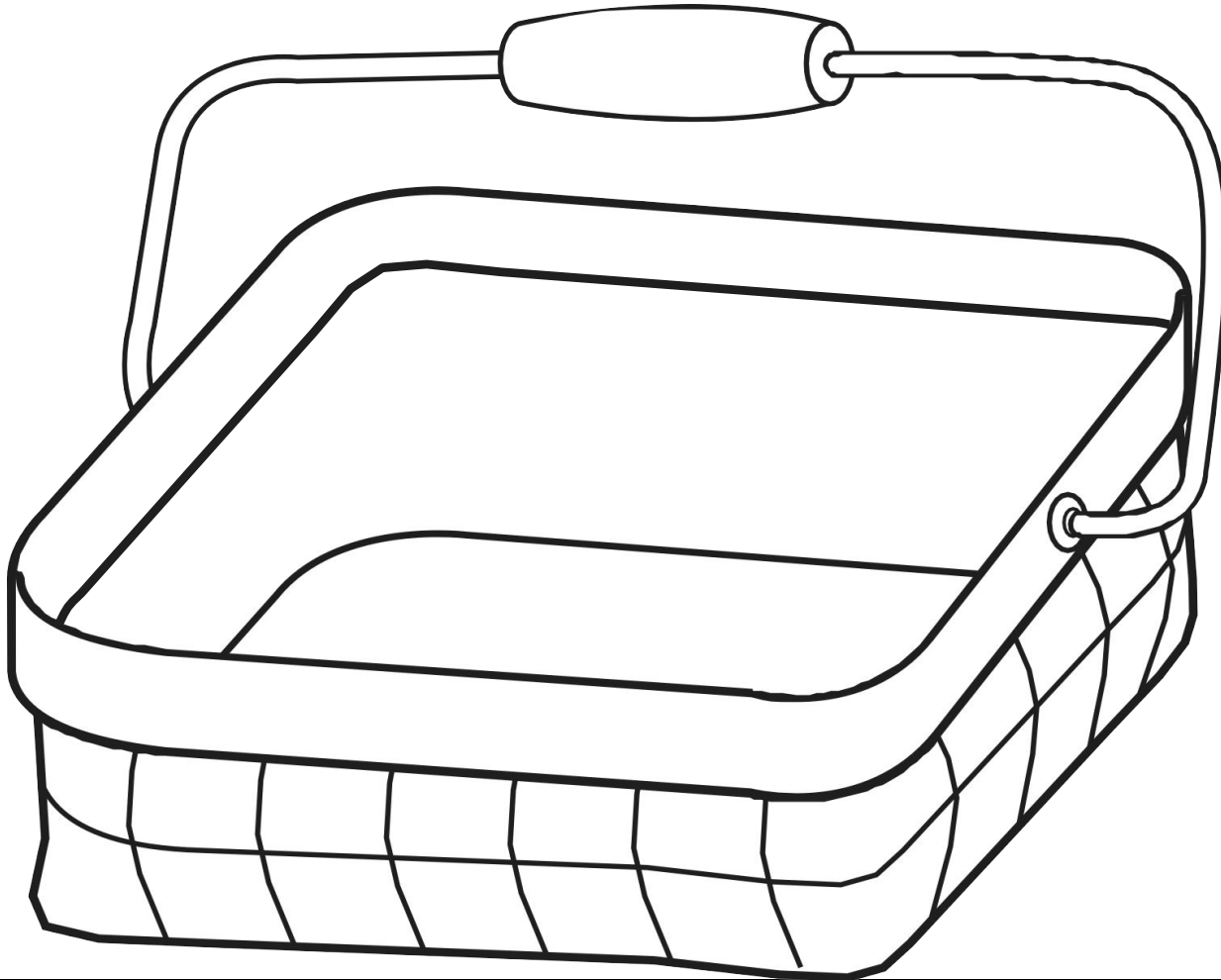



cut and



glue.

*\*Ss identify ingredients for Enchiladas and glue them in the basket.*





# Some / Any



Read,



write and



color.

## Grammar Box

Is there any orange juice?

Yes, there 's some orange juice.

There's one bottle of orange juice.

No, there isn't any orange juice.

Are there any cookies?

Yes, there are some cookies.

There are two boxes of cookies.

No, there aren't any cookies.

1. Is there any water?

a) \_\_\_\_\_, \_\_\_\_\_.  
(bottle)

b) \_\_\_\_\_, \_\_\_\_\_.  
(some)

c) \_\_\_\_\_, \_\_\_\_\_ (no)




2. Is there any lettuce?

a) \_\_\_\_\_, \_\_\_\_\_, \_\_\_\_\_ (heads)

b) \_\_\_\_\_, \_\_\_\_\_ (some)

c) \_\_\_\_\_, \_\_\_\_\_ (no)



# There is / There are



Read,




write and



color.

*\*Look at the ingredients of the table, then read the questions and use the grammar box to answer.*



1. Is there a carrot on the table?

\_\_\_\_\_

2. Are there any oranges?

\_\_\_\_\_

3. Are there any slices of cheese?

\_\_\_\_\_

4. Are there any eggs?

\_\_\_\_\_

5. Is there an apple on the table?

\_\_\_\_\_

6. Are there any tortillas?

\_\_\_\_\_

## Grammar Box

**Is there** some juice in the bottle?

Yes, **there is** some juice in the bottle.

**Are there any** eggs on the table?

Yes, **there are** six eggs on the table.

**Are there any** cherries in the basket?

No, **there isn't** any.

No, **there aren't** any.



# What's on the Table!




Read,



look and



check.



- |   | T                        | F                        |
|---|--------------------------|--------------------------|
| 1. There is a loaf of bread on the table. | <input type="checkbox"/> | <input type="checkbox"/> |
| 2. There are bananas in the basket.       | <input type="checkbox"/> | <input type="checkbox"/> |
| 3. There are asparagus on the table.      | <input type="checkbox"/> | <input type="checkbox"/> |
| 4. There are grapes in the basket.        | <input type="checkbox"/> | <input type="checkbox"/> |
| 5. There are cherries in the basket.      | <input type="checkbox"/> | <input type="checkbox"/> |

- |  | T                        | F                        |
|--|--------------------------|--------------------------|
| 6. There is fish on the table.         | <input type="checkbox"/> | <input type="checkbox"/> |
| 7. There is rice on the table.         | <input type="checkbox"/> | <input type="checkbox"/> |
| 8. There is cheese on the table.       | <input type="checkbox"/> | <input type="checkbox"/> |
| 9. There are mangoes in the basket.    | <input type="checkbox"/> | <input type="checkbox"/> |
| 10. There are two onions on the table. | <input type="checkbox"/> | <input type="checkbox"/> |



# Think and Write!



## Word Bank

There is - There isn't - There are - There aren't

*\*The phrases in the Work Bank may be used more than one time.*



Example:

1. There are some eggs in the refrigerator. \_\_\_\_\_

2. \_\_\_\_\_ (a chicken)

3. \_\_\_\_\_ (any orange juice)

4. \_\_\_\_\_ (two fish)

5. \_\_\_\_\_ (four cans of soda)

6. \_\_\_\_\_ (tortillas)



# Let's Practice!




Read and



ask.

*\*Ss take turns asking to each other.*

Are there any grapes in the drawing?



Yes, there are some grapes.



Read and



circle.

1. Tomato



2. Cream



3. Beans



4. Cheese

